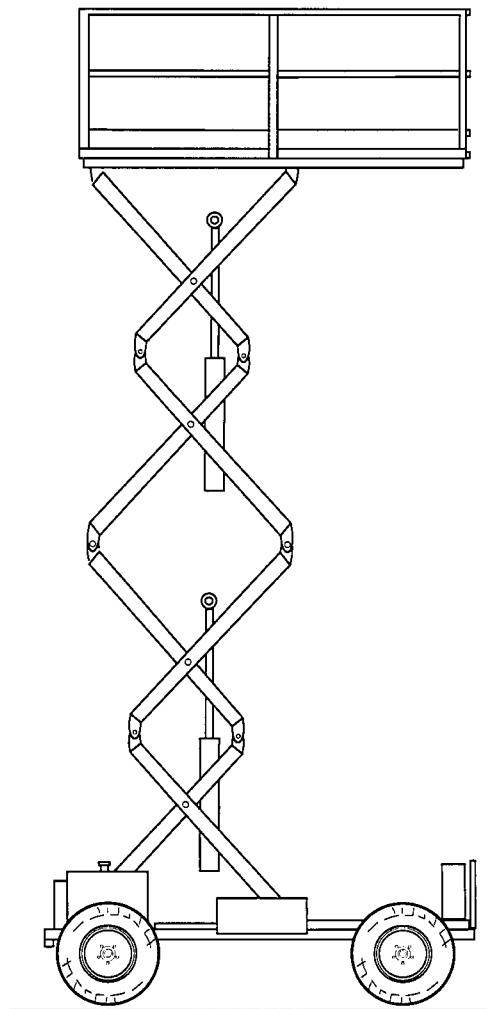


3020E SCISSORS

ILLUSTRATED PARTS CATALOG

FOR MACHINE
SERIAL NUMBER



Part No. 89-923705 • Initial Issue dated January, 1997 •

TABLE OF CONTENTS

INTRODUCTION

PRIMARY MACHINE COMPONENT GROUPS

SECTION 1: UNDERCARRIAGE

- 01.66: UNDERCARRIAGE ASSEMBLY
- 01.94: PINCH POINT GUARDS (OPTION)
- 01.95: TOW BAR (OPTION)
- 01.98: HYDRAULIC STABILIZER (OPTION)
- 01.99: "A"-FRAME OUTRIGGER (OPTION)

SECTION 4: PLATFORM

- 04.73: PLATFORM ASSEMBLY (STANDARD OR ROLLOUT)
- 04.77: PLATFORM ASSEMBLY (TRAVERSING)

SECTION 5: SCISSORS

- 05.06: ARM SET GROUP

SECTION 7: GROUND CONTROL BOX

- 07.69: GROUND ELECTRICAL CONTROL BOX

SECTION 9: PLATFORM CONTROL CONSOLE

- 09.59: PLATFORM CONTROL ASSEMBLY

SECTION 11: CYLINDERS

- 11.65: STEER CYLINDER
- 11.74: UPPER LIFT CYLINDER
- 11.76: LOWER LIFT CYLINDER MOUNTING (Earlier version)
- 11.77: UPPER LIFT CYLINDER MOUNTING (Earlier version)
- 11.87: LOWER LIFT CYLINDER
- 11.101: LIFT CYLINDER MOUNTING (Current version)

SECTION 24: HYDRAULIC TANK

- 24.60: HYDRAULIC TANK, 14 GAL

SECTION 27: VALVES

- 27.71: HYDRAULIC SUBPLATE

SECTION 99: DECALS

- 99.80: DECALS
- 99.99: DECALS (SAMSUNG, SPECIAL)

INTRODUCTION

This Illustrated Parts Catalog is designed to help you identify and order the correct replacement parts for use on SIMON 3020 E Scissors. All parts represented here are manufactured and supplied in accordance with Simon Aerials quality standards. We recommend that you use GENUINE SIMON AERIALS PARTS to ensure proper OPERATION and reliable PERFORMANCE.

Prices for all parts listed in this Catalog can be found in a separate Spare Parts Price List. Please contact Simon Aerials Parts Department for the latest edition of the Spare Parts Price List.

HOW TO USE THIS CATALOG

The Cover Page indicates the specific model or models covered by this Parts Catalog.

The "Table of Contents" pages list the specific sections, pages and page titles that are relevant to this model, and contained in this Catalog. Only those pages that refer specifically to the 3020 are included in this Catalog.

The "Primary Machine Component Groups" page illustrates the three major assemblies, along with their "Section" number.

The Parts Catalog is divided into "Sections", numbered from 1 through 99. Each section contains the individual parts that make up a major component, assembly or item. The first three sections (1, 4 and 5) contain the major assemblies, or "Primary Machine Component Groups". Sections that follow contain sub-assemblies or components of these "major" assemblies.

If a part number is followed by a plate number in the "SEE SECTION" column, refer to the plate indicated for a further breakdown of components for that part number. Items with indented descriptions are components of the non-indented item directly above.

When selecting parts for a specific machine, be sure to verify the machine model number, and serial number or date code (found on the data plate). When ordering parts, always give:

1. Model and Serial Number
2. Item Part Number and Description
3. Order Quantity

If a part number is not listed for a selected item, please provide this additional information:

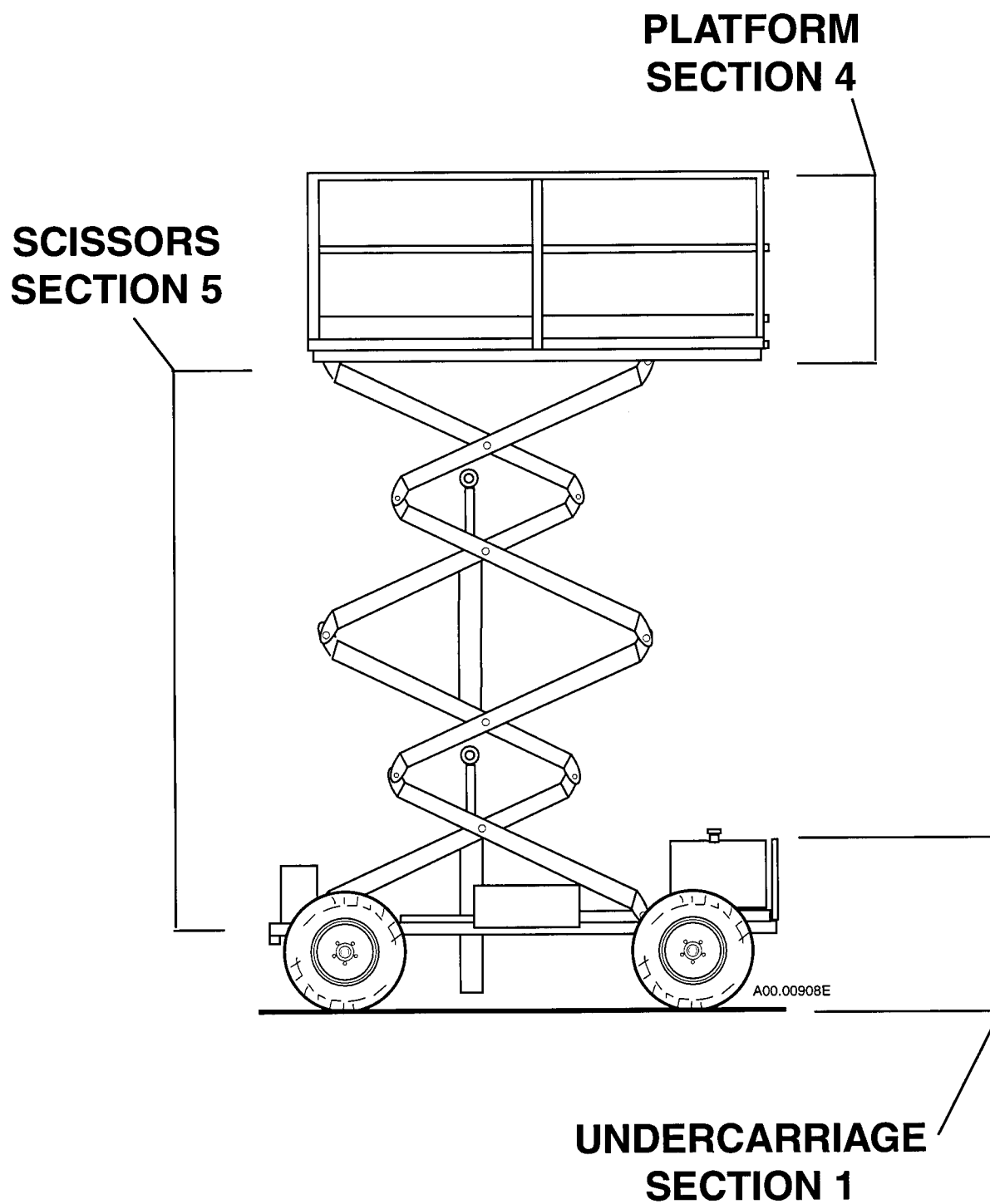
4. Parts Plate number, Item Number and Description of the desired item, OR
5. Part Number of the next assembly (Parent Part), if the desired item is not listed.

Some assembled items, such as hydraulic cylinders, may have been supplied by more than one source. While the assemblies may be able to be used interchangeably, FOR SAFETY'S SAKE, do not mix components or repair kits. Please confirm the make of the assembly on the unit before ordering or installing replacement parts.

Left and right-hand, front and rear should be determined as though you are standing on the Platform, with the steering wheels to the front. All dimensions are in inches unless otherwise specified.

SIMON AERIALS INC. reserves the right to change, improve, modify or expand features of its equipment. Therefore, specifications, models or equipment are subject to change without notice, and without incurring obligation to change, improve, modify or expand features of previously delivered units.

All SIMON AERIALS INC. manuals are periodically updated to reflect changes that occur in the equipment. Please contact Simon Aerials Technical Support Department with any questions you may have regarding your particular machine, or the availability of more recent manuals.



DESCRIPTION
PRIMARY MACHINE COMPONENT GROUPS

PART NO.

PARTS LIST

ITEM	PART NO	SEE SECTION	DESCRIPTION	QTY.
1	221 1400		CHASSIS WELDMENT, 3020 E SCISSORS	1
	222 3750		Two-Wheel Drive, without Stabilizers (standard)	
	222 5780		Two-Wheel Drive, with optional Stabilizers	
2	221 6970		Two-Wheel Drive, with optional "A"-Frame Outriggers	4
3			EAR, SCISSOR MOUNTING (must be welded to Chassis)	
			SPINDLE WELDMENT	
	222 8460		Right Hand Side	1
	222 8470		Left Hand Side	1
4	02-100301		WASHER, FLAT (0.81" I.D., 2.0" O.D.) (was 14-800140)	1
5	07-050022		NUT, LOCK (3/4"-10, Grade 5)	1
6	02-019502		PIN, COTTER (replaces 42-100919)	1
7	221 8250		PIN, SPINDLE (King pin) (1" dia. x 9-1/4" long)	
			(replaces 42-800148)	2
8	08-100300		BUSHING, SPINDLE PIN (Upper, flanged.	
			1.00" I.D., 1.25" O.D., 0.75" long) (replaces 08-100200)	2
9	08-060400		BUSHING, SPINDLE PIN (Lower, Oilite.	
			1.00" I.D., 1.25" O.D., 1.00" long) (replaces 26-101049)	2
10	08-050000		FITTING, GREASE (1/8" NPT, straight)	2
11	08-066300		CAP, GREASE FITTING (White plastic)	2
12	07-100000		ROLL PIN (.31" x 2.0" long)	4
13	02-100400		HUB ASSEMBLY, WHEEL (front) (5 lug)	2
14	02-100401		HUB, WHEEL	1
15	07-030598		STUD, WHEEL (front) (1/2"-20 x 1-7/8")	5
16	02-100404		CUP, BEARING (Inner) (was 26-100908)	1
17	02-100405		CONE AND ROLLER, BEARING (Inner)	
			(marked "LM48548") (was 26-100913)	1
18	02-100402		CUP, BEARING (Outer) (replaces 26-800141)	1
19	02-100403		CONE AND ROLLER, BEARING (Outer)	
			(marked "LM67048") (was 26-100914)	1
20	02-100406		SEAL, GREASE (was 34-800145)	1
21	02-100407		CAP, DUST (2.25" dia.) (was 34-800137)	1
22	354 4450		WHEEL AND TIRE ASSEMBLY (Front, Foam Filled)	2
23	02-100100		WHEEL (15" x 8") (Front)	1
24	32-101043		TIRE (10-15 LT "Gumbo Mudder", 6 ply rated)	1
25	07-058118		NUT, LUG (front) (1/2"-20, Grade 8)	10
26	221 9500		TIE ROD (66" [1.68 M] long)	1
27	10-101160		END, TIE ROD (Marked "TM-12N") (with grease fitting)	
			(earlier version, marked "TM-12" had no grease fitting)	2
28	08-102000		BUSHING (Bronze, .75" O.D., .62" I.D., .75" long)	2
29	07-106400		NUT, JAM (3/4"-16 NF)	2
30	07-003133		CAP SCREW, HEX HEAD (5/8"-11 x 3", Grade 5)	2
31	07-050021		NUT, LOCK (5/8"-11, Grade 5)	2

TITLE UNDERCARRIAGE ASSEMBLY, 3020 E SCISSORS (PLATE 1 OF 6)

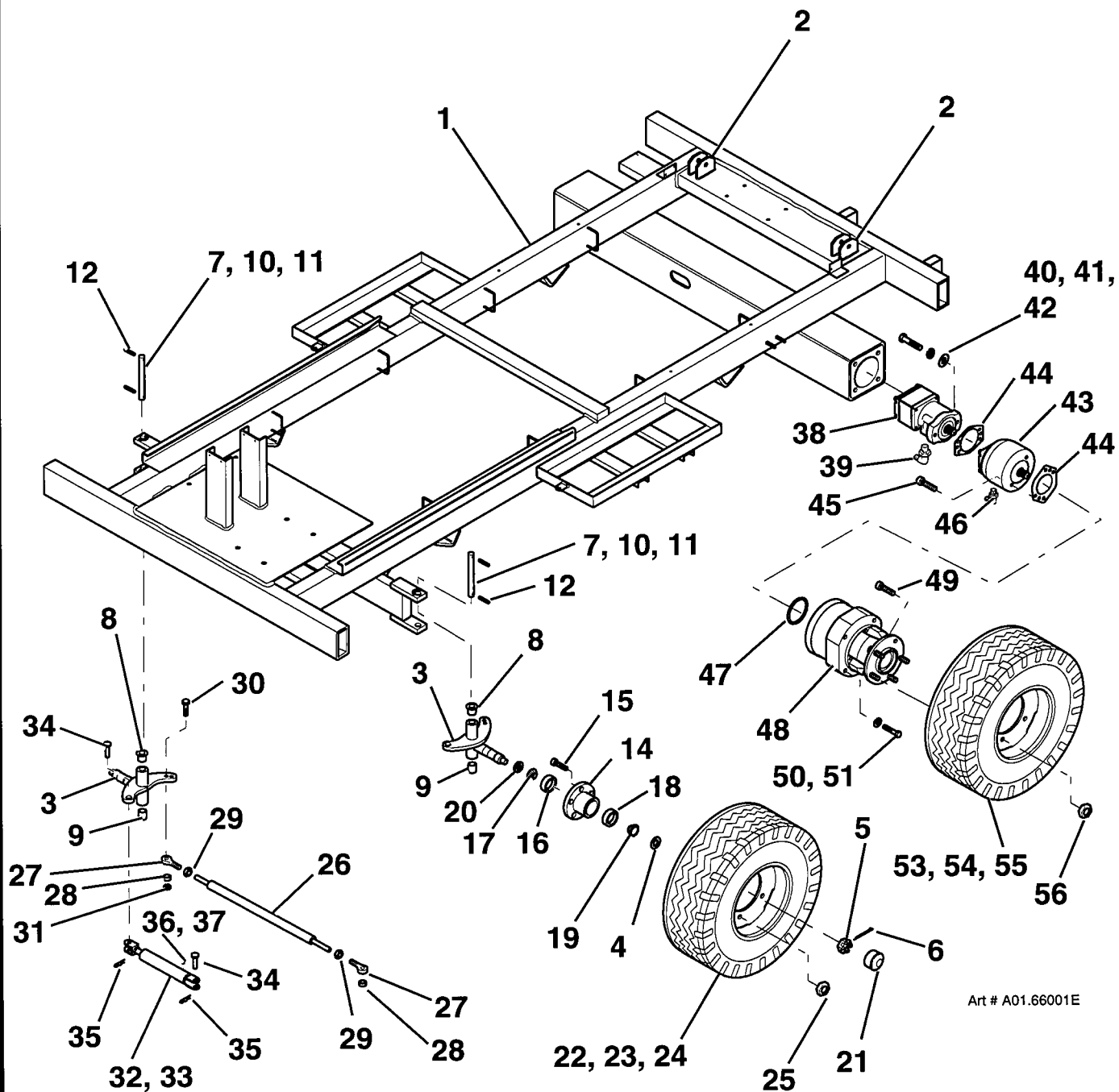
PLATE NO.

01.66

SIMON AERIALS INC.

NEW 06 JAN., 1997

PART NO.



Art # A01.66001E

TITLE UNDERCARRIAGE ASSEMBLY, 3020 E SCISSORS (PLATE 1 OF 6)

SIMON AERIALS INC.

NEW 06 JAN., 1997

PART
NO.

PLATE
NO.

01.66

PARTS LIST

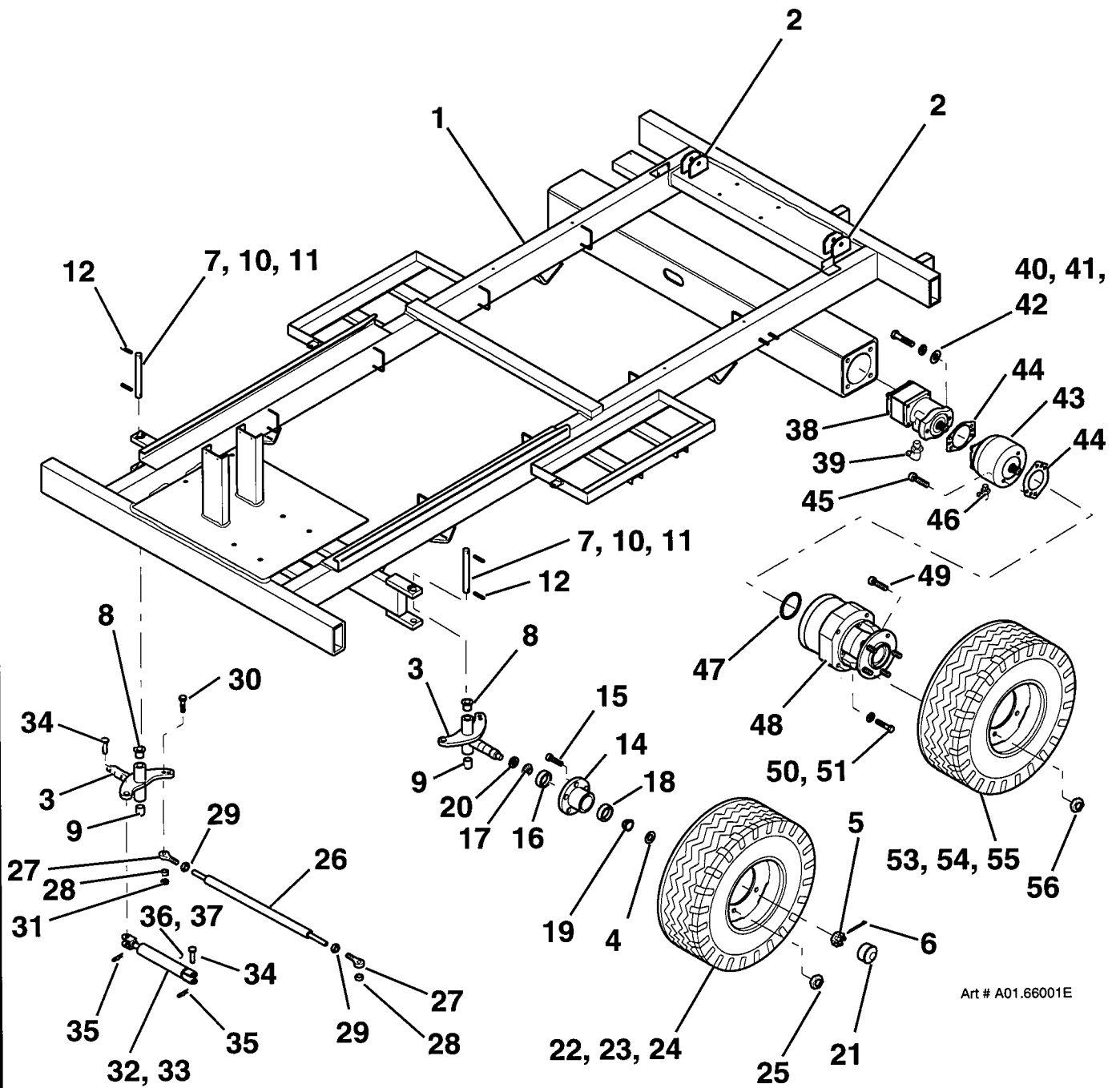
ITEM	PART NO	SEE SECTION	DESCRIPTION	QTY.
32	04-050900		CYLINDER, STEER (2-1/2" bore, 6" stroke)	1
33	04-050901		SEAL KIT, STEER CYLINDER	1
34	223 1170		PIN, STEER CYLINDER (1" x 2-7/8")	2
35	42-101060		PIN, COTTER (Hairpin) (1/8" x 2-1/2") (replaces 3/16" x 3-3/4" cotter pin 07-118800 used earlier)	2
36	24-100696		RESTRICTOR (.060" [1.52 mm] orifice)	1
37	06-216400		90° ELBOW, MALE 37° TO NPT (4-6 CTX-S) (4MJ-6MP 90°)	2
38	01-102600		MOTOR, DRIVE (Nameplate is marked "RS 14 . . .")	2
39	06-045000		90° ELBOW, "O"-RING TO 37° (8-10 C5OX-S) (8MJ-10MB 90°)	4
40	07-118900		CAP SCREW, HEX HEAD (1/2"-13 x 1-1/2", Nylock)	4
41	07-105500		WASHER, LOCK (1/2", heavy duty)	4
42	07-061018		WASHER, FLAT (Special SAE, 1/2" I.D., 1-1/16" O.D.)	4
43	02-100900		BRAKE, DRIVE MOTOR (for 1" shaft, 6B spline)	2
44	- - -		GASKET (comes with brake)	2
45	07-104400		CAP SCREW, HEX HEAD (1/2"-13 x 1", Nylock)	4
46	06-044300		90° ELBOW, "O"-RING TO 37° (4 C5OX-S) (4MJ-4MB 90°)	2
47	01-112900		"O"-RING (3" I.D., 3-1/4" O.D., 1/8" dia.)	2
48	02-105200		TORQUE HUB (1", 6B internal spline)	2
49	07-030598		STUD, WHEEL (rear) (1/2"-20 x 1-7/8")	5
50	07-003129		CAP SCREW, HEX HEAD (5/8"-11 x 2", Grade 5)	8
51	07-065021		WASHER, HELICAL LOCK (5/8")	8
52	02-105201		GASKET	2
53	354 4450		WHEEL AND TIRE ASSEMBLY (Rear, Foam Filled)	2
54	02-100100		WHEEL (15" x 8") (Rear)	1
55	32-101043		TIRE (10-15 LT "Gumbo Mudder", 6 ply rated)	1
56	07-058118		NUT, LUG (rear) (1/2"-20, Grade 8)	10

TITLE UNDERCARRIAGE ASSEMBLY, 3020 E SCISSORS (PLATE 2 OF 6)

PLATE NO. 01.66 **SIMON AERIALS INC.**

NEW 06 JAN., 1997

PART NO.



Art # A01.66001E

TITLE UNDERCARRIAGE ASSEMBLY, 3020 E SCISSORS (PLATE 2 OF 6)

SIMON AERIALS INC.

NEW 06 JAN., 1997

PART
NO.

PLATE
NO.

01.66

PARTS LIST

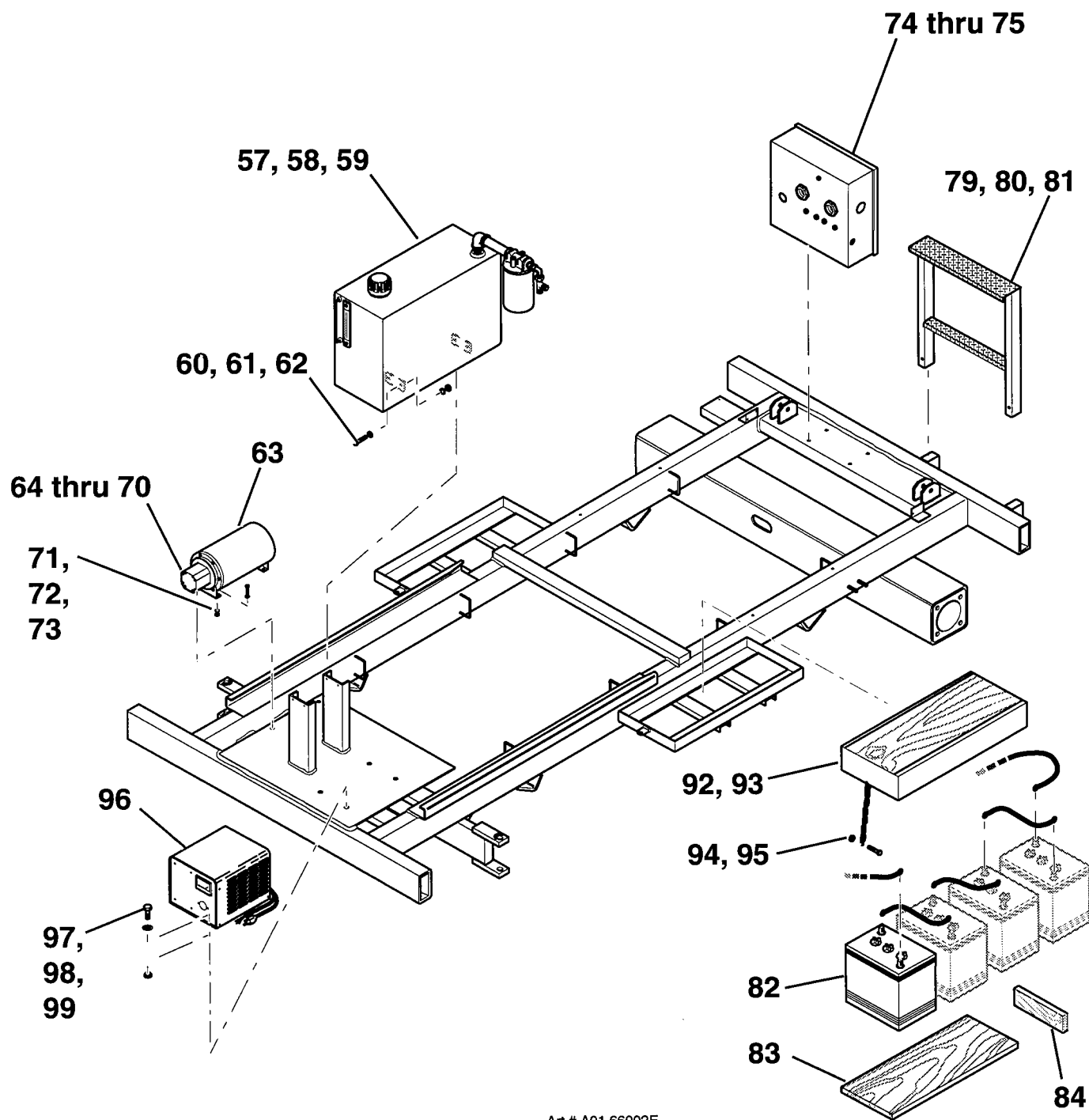
ITEM	PART NO	SEE SECTION	DESCRIPTION	QTY.
57	See Plate . .	24.60	TANK, HYDRAULIC (14 Gal [60 L] capacity)	1
58	01-097800		CAP ASSEMBLY, HYDRAULIC TANK (includes 10 micron filter, breather and strainer)	1
59	01-081501		ELEMENT, FILTER, (Spin-on, 10 Micron)	1
60	07-003026		CAP SCREW, HEX HEAD (5/16"-18 x 1-1/4", Grade 5)	4
61	07-062015		WASHER, FLAT (5/16")	8
62	07-050015		NUT, LOCK (5/16"-18, Grade 5, Nylock)	4
63	03-615400		MOTOR, ELECTRIC (48 Volt DC, rated 10 hp [7.46 kW])	1
64	01-109900		PUMP, HYDRAULIC (0.49 in ³ [8 c.c.]/ rev.)	1
65	07-003026		CAP SCREW, HEX HEAD (5/16"-18 x 1-1/4", Grade 5)	2
66	07-065015		WASHER, HELICAL LOCK (5/16")	2
67	07-062015		WASHER, FLAT (5/16")	2
68	06-041000		ADAPTER, "O"-RING TO 37° (12-10 F5OX-S) (10MB-12MJ)	1
69	06-040800		ADAPTER, "O"-RING TO 37° (12 F5OX-S) (12MB-12MJ)	1
70	06-054800		RUN TEE, 37° FEMALE SWIVEL NUT (12 R6X-S) (12MJ-12MJ-12FJX)	1
71	07-003027		CAP SCREW, HEX HEAD (5/16"-18 x 1-1/2", Grade 5)	4
72	07-062015		WASHER, FLAT (5/16")	8
73	07-050015		NUT, LOCK (5/16"-18, Grade 5)	4
74	See Plate . .	07. - -	CONTROL BOX ASSEMBLY, GROUND ELECTRICAL	1
75	07-003027		CAP SCREW, HEX HEAD (5/16"-18 x 1-1/2")	4
76	07-065015		WASHER, HELICAL LOCK (5/16")	4
77	07-062015		WASHER, FLAT (5/16")	4
78	07-107100		WASHER, EXTERNAL TOOTH LOCK (3/8") (for ground)	2
79	222 5210		LADDER WELDMENT	1
80	07-003085		CAP SCREW, HEX HEAD (1/2"-13 x 1", Grade 5)	2
81	07-050018		NUT, LOCK (1/2"-13, Grade 5, Nylock)	2

TITLE UNDERCARRIAGE ASSEMBLY, 3020 E SCISSORS (PLATE 3 OF 6)

PLATE NO. 01.66 **SIMON AERIALS INC.**

NEW 06 JAN., 1997

PART NO.



Art # A01.66002E

TITLE UNDERCARRIAGE ASSEMBLY, 3020 E SCISSORS (PLATE 3 OF 6)

SIMON AERIALS INC.

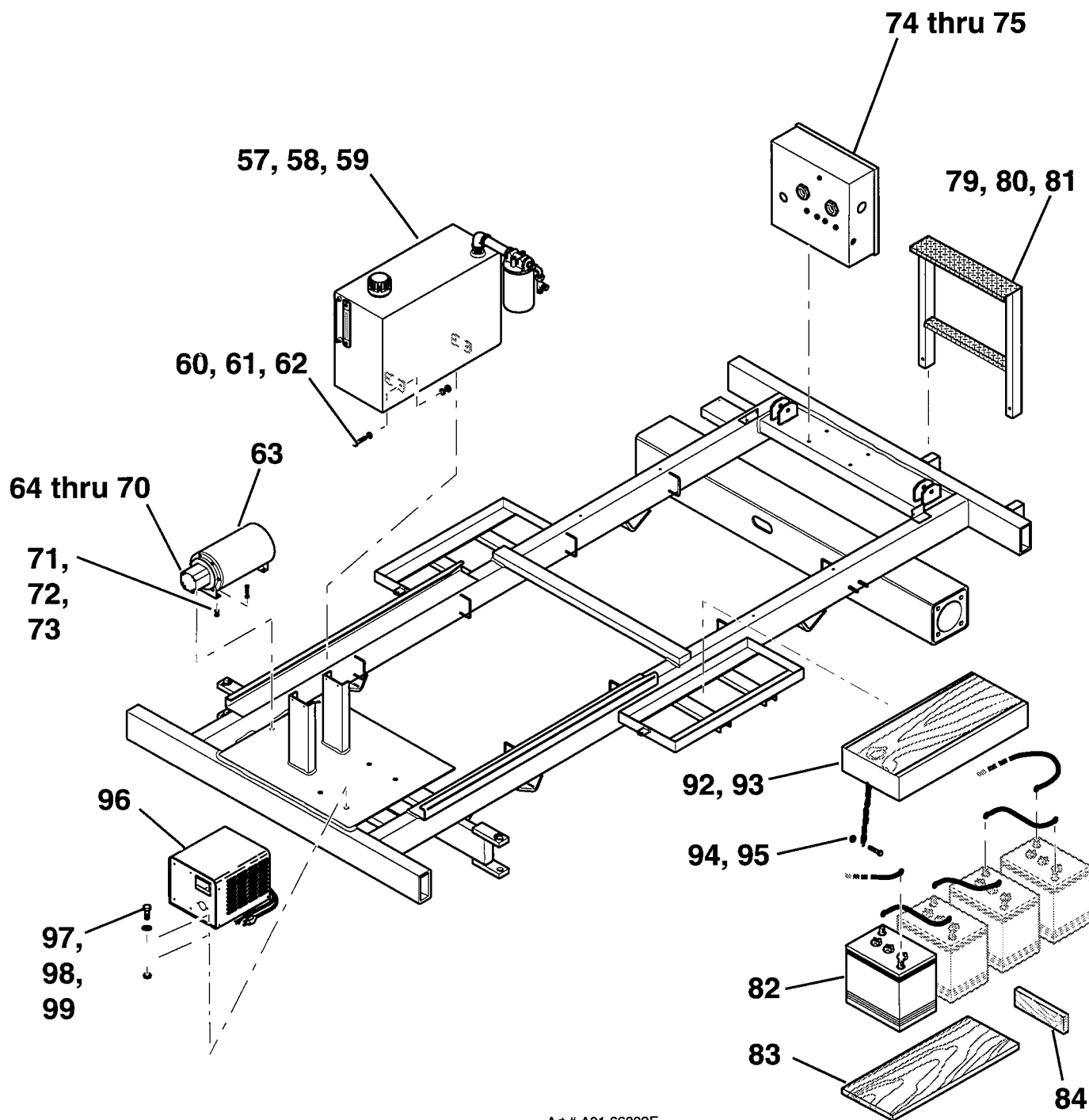
NEW 06 JAN., 1997

PART
NO.

PLATE
NO. 01.66

[illegible]

PLATE NO.	01.66	SIMON AERIALS INC.	NEW 06 JAN., 1997	PART NO.
-----------	-------	--------------------	-------------------	----------



Art # A01.66002E

TITLE UNDERCARRIAGE ASSEMBLY, 3020 E SCISSORS (PLATE 4 OF 6)

SIMON AERIALS INC.

NEW 06 JAN., 1997

PART
NO.

PLATE
NO. 01.66

PARTS LIST

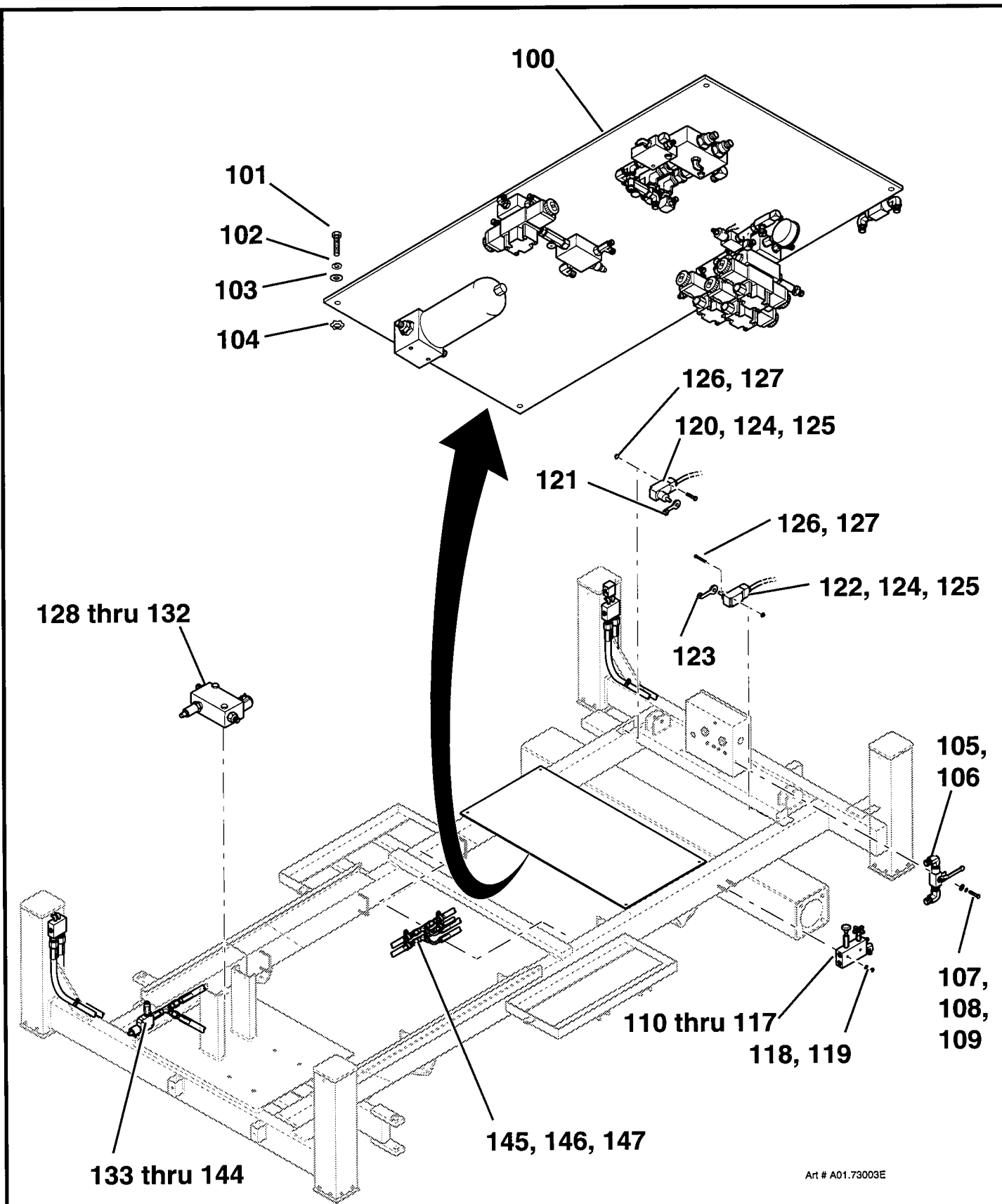
ITEM	PART NO	SEE SECTION	DESCRIPTION	QTY.
100	See Plate . .	27. - -	HYDRAULIC SUBPLATE ASSEMBLY	1
101	07-003005		CAP SCREW, HEX HEAD (1/4"-20 x 1", Grade 5)	4
102	07-065014		WASHER, HELICAL LOCK (1/4")	4
103	07-060014		WASHER, FLAT (1/4", SAE)	4
104	07-060014		WASHER, EXTERNAL TOOTH, 1/4", PLATED	4
105	222 0160		VALVE ASSEMBLY, EMERGENCY LOWERING (includes bracket)	1
106	06-003500		90° ELBOW, MALE 37° TO NPT (4-4 CTX-S) (4MJ-4MP 90°)	2
107	07-003023		CAP SCREW, HEX HEAD (5/16"-18 x 3/4", Grade 5)	1
108	07-062015		WASHER, FLAT (5/16")	2
109	07-050015		NUT, LOCK (5/16"-18, Grade 5, Nylock)	1
110	01-209800		MANIFOLD, BRAKE RELEASE	1
111			BODY, VALVE	1
112	01-209801		VALVE, NEEDLE	1
113	01-209804		PUMP, HAND	1
114	01-209803		KNOB, HAND PUMP	1
115	01-209802		SEAL KIT, HAND PUMP	1
116	06-039500		ADAPTER, "O"-RING TO 37° (4-6 F5OX-S) (4MJ-6MB)	1
117	06-044400		90° ELBOW, "O"-RING TO 37° (4-6 C5OX-S) (4MJ-6MB 90°)	1
118	07-050015		NUT, LOCK (5/16"-18, Grade 5, Nylock)	2
119	07-062015		WASHER, FLAT (5/16")	8
120	03-493800		SWITCH, LIMIT (Side rotary, marked "LSYUB6B") (Right) (to cut out drive function at 25 ft [7.6 m] height) (has two normally open and two normally closed contacts) (replaces 03-606100, used earlier)	1
121	03-614500		ARM, LIMIT SWITCH (for right hand switch)	1
122	03-493700		SWITCH, LIMIT (Side rotary, marked "LSYUB1A") (Left) (to cut out high speed drive function at 12 ft [3.7 m] height) (has one normally open and one normally closed contact)	1
123	03-612100		ARM, LIMIT SWITCH (for left hand switch)	1
124	03-700400		GRIP, CORD (Plastic, 1/2", with .24" to .47" seal)	2
125	03-085700		CABLE, ELECTRICAL (SJO, 4 conductor, #16 AWG) (Bulk item, order as needed. 5 Ft [1.5 M] required here)	A.R.
126	07-011419		MACHINE SCREW, PAN HEAD (#10-32 x 5/8", Grade 2)	4
127	07-065011		WASHER, HELICAL LOCK (#10)	4

TITLE UNDERCARRIAGE ASSEMBLY, 3020 E SCISSORS (PLATE 5 OF 6)

PLATE NO. 01.66 **SIMON AERIALS INC.**

NEW 06 JAN., 1997

PART NO.



TITLE UNDERCARRIAGE ASSEMBLY, 3020 E SCISSORS (PLATE 5 OF 6)

SIMON AERIALS INC.

NEW 06 JAN., 1997

**PART
NO.**

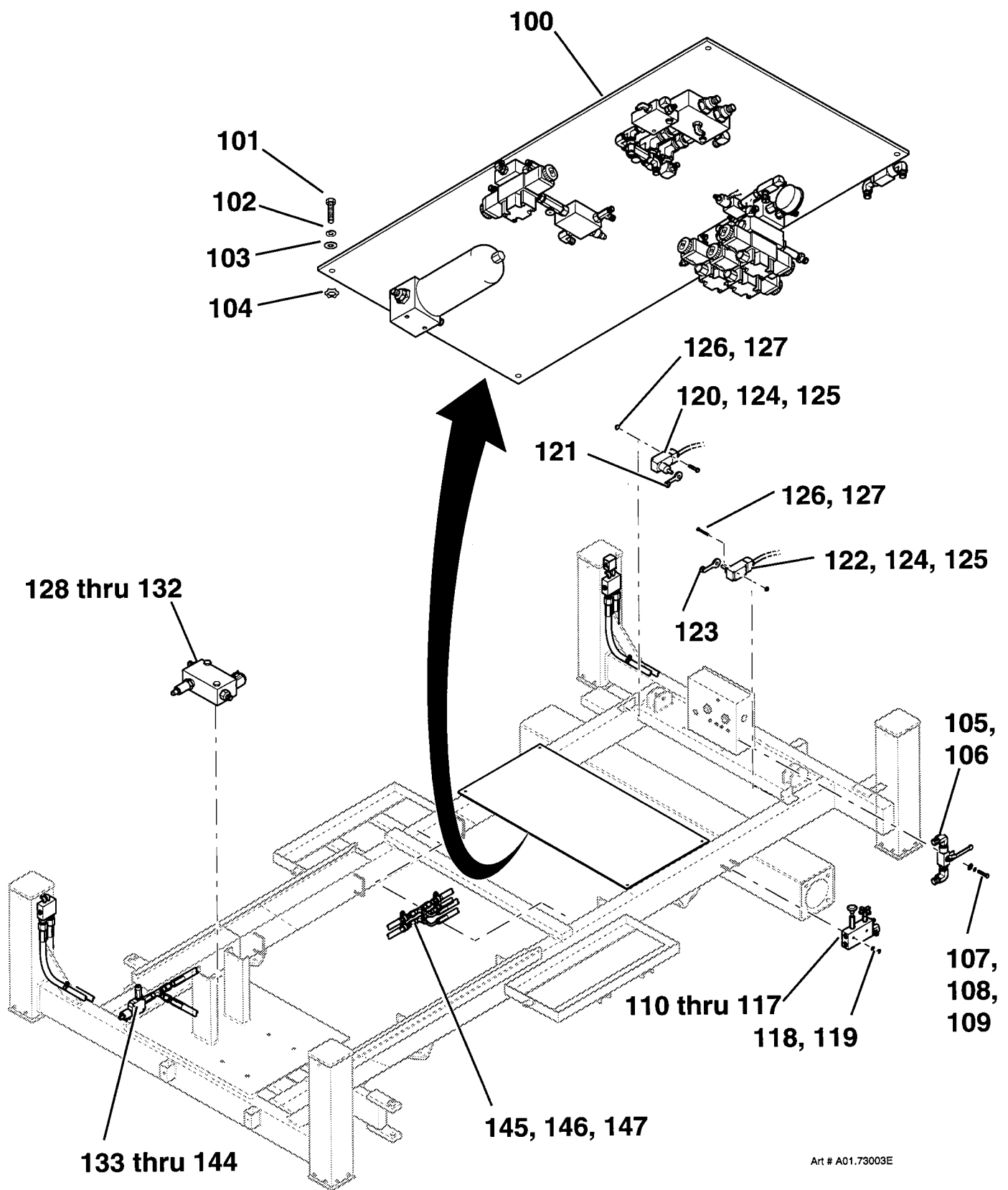
**PLATE
NO.**

01.66

[illegible]

PLATE NO. 01.66	SIMON AERIALS INC.
-----------------	--------------------

**PART
NO.**



TITLE UNDERCARRIAGE ASSEMBLY, 3020 E SCISSORS (PLATE 6 OF 6)

SIMON AERIALS INC.

NEW 06 JAN., 1997

PART
NO.

PLATE
NO.

01.66

PARTS LIST

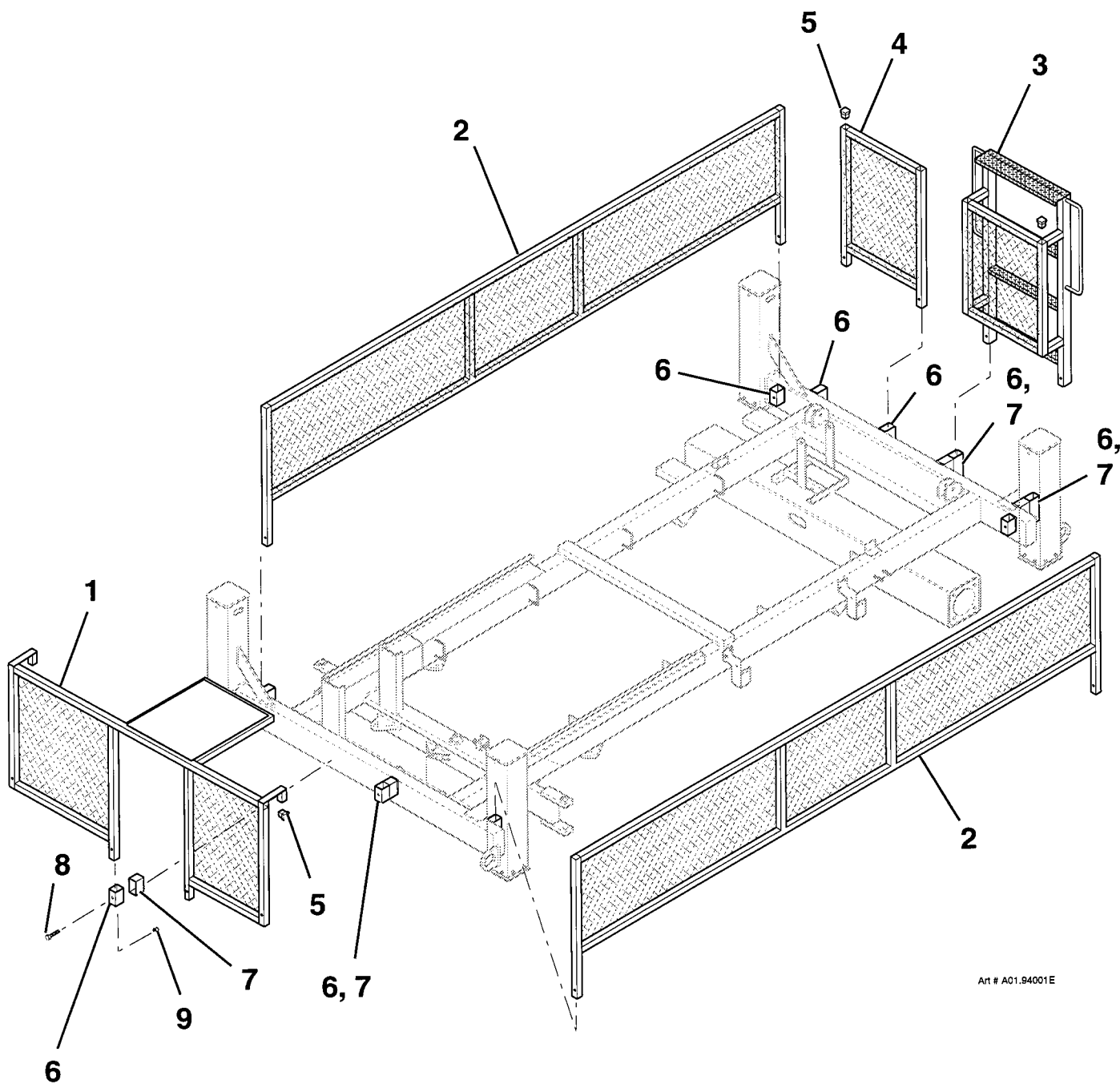
[illegible]

TITLE PINCH POINT GUARDS, 3020, 3715, 4612 SCISSORS (OPTION)

PLATE NO. 01.94	SIMON AERIALS INC.
-----------------	--------------------

REV. 24 SEP., 1996

PART
NO.



Art # A01.94001E

TITLE PINCH POINT GUARDS, 3020, 3715, 4612 SCISSORS (OPTION)

SIMON AERIALS INC.

REV. 24 SEP., 1996

PART
NO.

PLATE
NO. 01.94

PARTS LIST

ITEM	PART NO	SEE SECTION	DESCRIPTION	QTY.
1	222 9110		BAR, TOW	1
2	223 1270		BRACKET, TOW BAR MOUNTING	2
3	223 1340		PAD, CUSHION (Rubber, 2" x 6-3/4" x 1/8" thick)	2
4	07-003023		CAP SCREW, HEX HEAD (5/16"-18 x 3/4", Grade 5)	4
5	07-065015		WASHER, HELICAL LOCK (5/16")	4
6	221 9100		PIN, TOW BAR RETAINING	1
7	07-100000		PIN, ROLL (5/16" x 2" long)	1
8	42-101060		CLIP, HAIRPIN (1/8" x 2-1/2")	1
9	07-107400		PIN, QUICK RELEASE (3/8" x 3-1/2", with ring grip)	2
10	07-107500		WASHER, SEALING (#10 x 5/8" O.D.)	2
11	10-155553		SCREW, SELF TAPPING (#10 x 1/2")	2
12	222 9090		ARM, PIVOT	1
13	222 0970		PIN, PIVOT ARM (1" x 3-3/4")	1
14	07-100000		PIN, ROLL (5/16" x 2")	2
15	222 3940		BRACKET, PIVOT ARM	1
16	222 0900		TIE ROD	1
17	08-044400		END, TIE ROD (5/8"-18 NF thread. Marked "TM10")	2
18	07-047121		NUT, JAM (5/8"-18 NF, Grade 5)	2
19	07-003133		CAP SCREW, HEX HEAD (5/8"-11 x 3", Grade 5)	1
20	07-050021		NUT, LOCK (5/8"-11, Grade 5)	1
21	222 8470		SPINDLE WELDMENT (Left)	1

TITLE

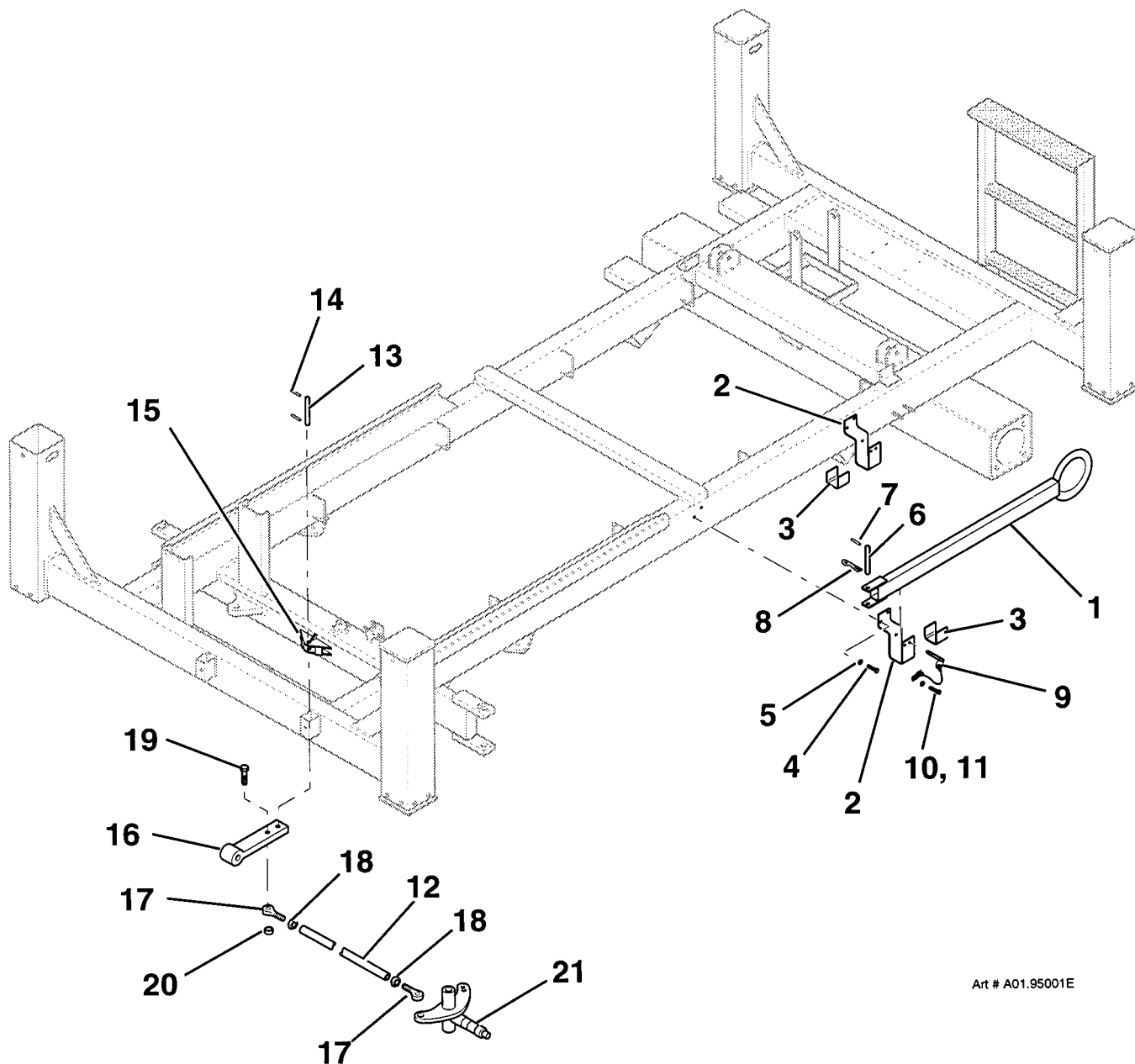
TOW BAR (OPTION)

PLATE NO. 01.95

SIMON AERIALS INC.

REV. 09 AUG., 1996

PART NO.	221 7600
----------	----------



Art # A01.95001E

TITLE

TOW BAR (OPTION)

SIMON AERIALS INC.

REV. 09 AUG., 1996

PART
NO.

221 7600

PLATE
NO.

01.95

PARTS LIST

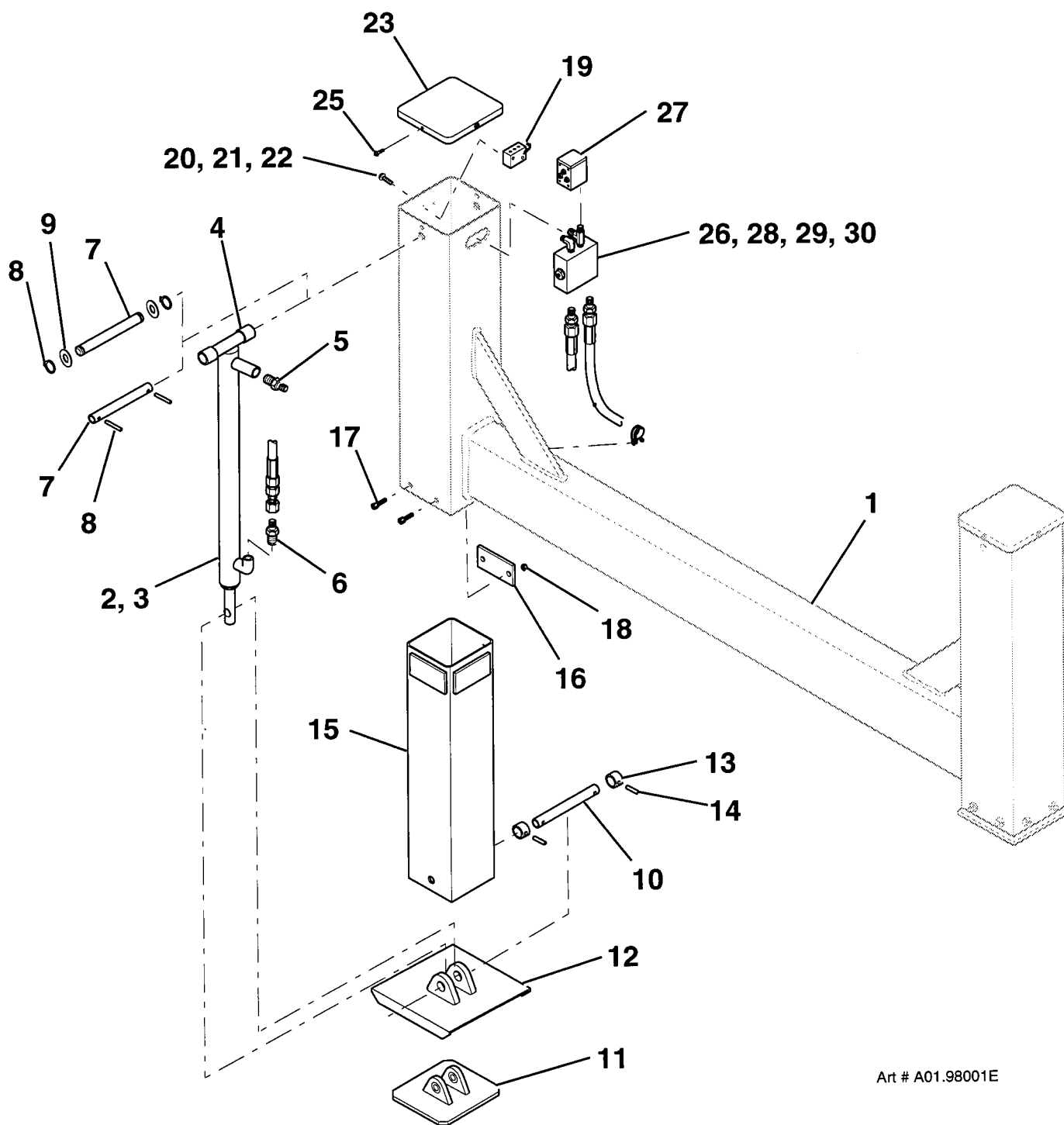
ITEM	PART NO	SEE SECTION	DESCRIPTION	QTY.
1	-----		CHASSIS WELDMENT (Ref.)	
2	04-053300		CYLINDER, STABILIZER (2" bore, 1-1/4" rod, 18" stroke)	4
3	04-052201		SEAL KIT, STABILIZER CYLINDER	1
4	221 7770		SPACER (welded to cylinder, item 2 or loose assembled) (may be needed on some earlier versions)	8
5	06-000400		CONNECTOR, MALE 37° TO NPT (4-4 FTX-S) (4MJ-4MP)	8
6	06-003500		90° ELBOW, MALE 37° TO NPT (4-4 CTX-S) (4MJ-4MP 90°)	4
7	221 7790		PIN, STABILIZER CYLINDER (Upper) (0.75" x 6.88" long) Earlier versions (held by pins, as shown)	4
	222 4220		Current versions (held by retaining rings, as shown)	
8	42-100376		PIN, ROLL (5/16" x 2") (for earlier versions)	8
	08-105000		RING, RETAINING (for current versions. Replaces 3/4" retaining ring 08-040500, used earlier.)	8
9			WASHER, FLAT (for current versions)	8
10			PIN, STABILIZER CYLINDER (Lower)	4
	221 6030		0.75" x 4.62" long (earlier versions)	
	221 7780		0.75" x 4.94" long (current versions)	
11	221 9600		FOOT PAD, STABILIZER (Flat plate, current version)	4
12	221 7760		FOOT PAD, STABILIZER ("U" cross-section, earlier version)	4
13	221 7720		SPACER, LOWER earlier versions	8
	222 0710		current versions	
14			SET SCREW, HEX SOCKET HEAD	8
	07-023018		1/4"-20 x 1/4", Grade 5 (earlier versions)	
	07-023600		1/4"-20 x 1/2", Grade 5 (current versions)	
15	222 2500		LEG, STABILIZER (Inner tube)	4
16	08-102700		PAD, WEAR (0.25" thick)	8
	08-102800		PAD, WEAR (0.19" thick)	8
17			SCREW, FLAT HEAD	32
	07-015005		Machine screw, 1/4"-20 x 1", Grade 5 (earlier versions)	
	07-102400		Cap screw, 1/4"-20 x 3/4" (current versions)	
18	07-050014		NUT, HEX LOCK (1/4"-20, Grade 5)	32

TITLE HYDRAULIC STABILIZERS (OPTION), 3020 SCISSORS (PLATE 1 OF 2)

PLATE NO. 01.98 **SIMON AERIALS INC.**

REV. 07 OCT., 1996

PART NO.



Art # A01.98001E

TITLE HYDRAULIC STABILIZERS (OPTION), 3020 SCISSORS (PLATE 1 OF 2)

SIMON AERIALS INC.

REV. 07 OCT., 1996

PART
NO.

PLATE
NO. 01.98

PARTS LIST

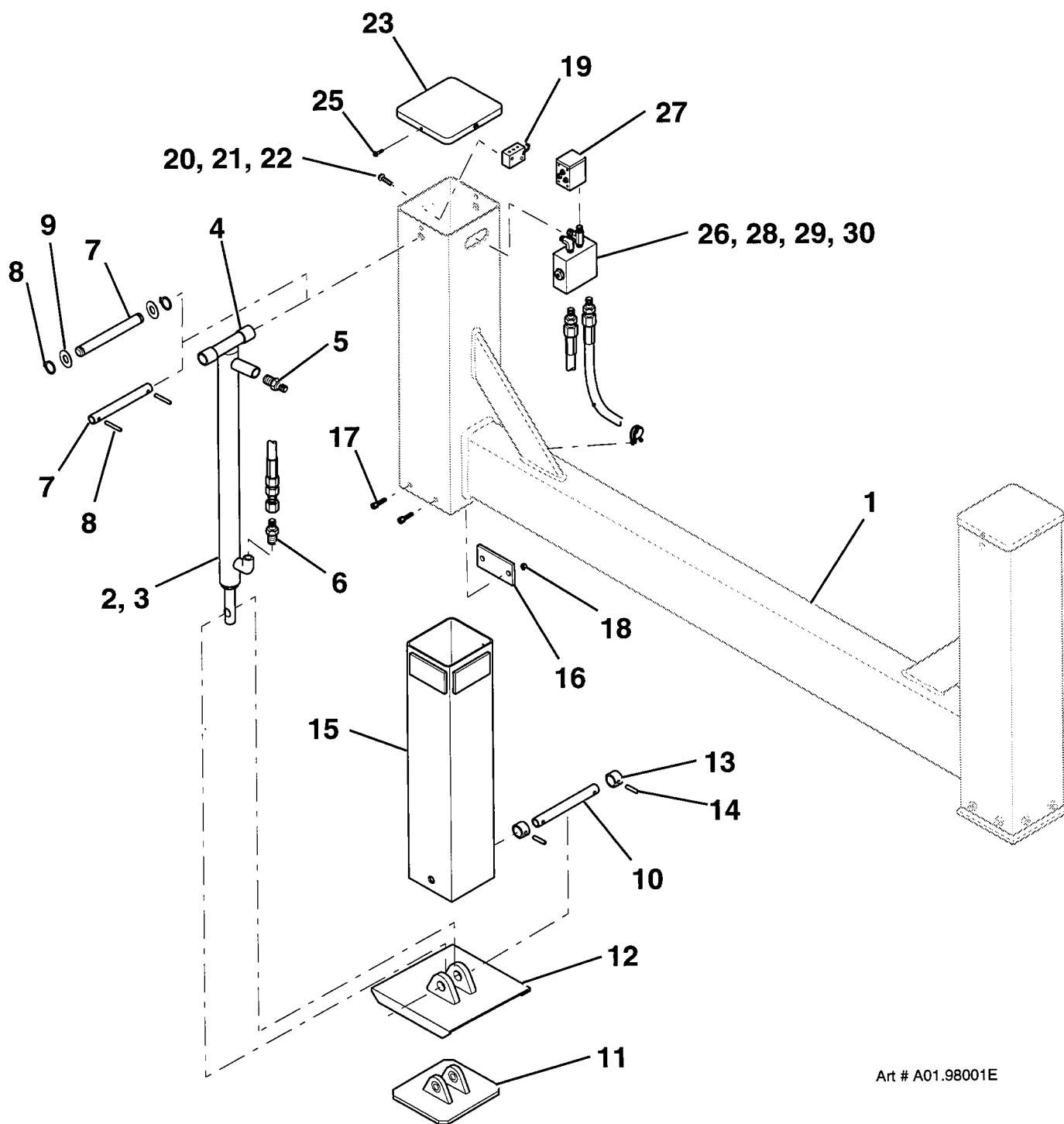
[illegible]

TITLE HYDRAULIC STABILIZERS (OPTION), 3020 SCISSORS (PLATE 2 OF 2)

PLATE NO.	01.98	SIMON AERIALS INC.
-----------	-------	--------------------

REV. 07 OCT., 1996

PART
NO.



Art # A01.98001E

TITLE HYDRAULIC STABILIZERS (OPTION), 3020 SCISSORS (PLATE 2 OF 2)

SIMON AERIALS INC.

REV. 07 OCT., 1996

PART
NO.

PLATE
NO. 01.98

PARTS LIST

ITEM	PART NO	SEE SECTION	DESCRIPTION	QTY.
1	-----		CHASSIS WELDMENT (Ref.)	
2	04-053200		CYLINDER, OUTRIGGER (2" bore, 1-1/4" rod, 24" stroke)	4
3	04-052201		SEAL KIT, OUTRIGGER CYLINDER	1
4	221 7770		SPACER (welded to cylinder, item 1 or loose assembled) (may be needed on some earlier versions)	8
5	06-000600		CONNECTOR, MALE 37° TO NPT (4- 6 FTX-S)	4
6	06-000400		CONNECTOR, MALE 37° TO NPT (4- 4 FTX-S)	4
7	221 7790		PIN, OUTRIGGER CYLINDER (Upper) (0.75" x 6.88" long) Earlier versions (held by pins, as shown)	4
	222 4220		Current versions (held by retaining rings, as shown)	
8	42-100376		PIN, ROLL (5/16" x 2") (for earlier versions)	8
	08-105000		RING, RETAINING (for current versions. Replaces 3/4" retaining ring 08-040500, used earlier.)	8
9			WASHER, FLAT (for current versions)	8
10			PIN, OUTRIGGER CYLINDER (Lower)	4
	221 6030		0.75" x 4.62" long (earlier versions)	
	221 7780		0.75" x 4.94" long (current versions)	
11	221 7760		FOOT PAD, OUTRIGGER ("U" cross-section, standard)	4
12	221 8070		FOOT PAD, OUTRIGGER (13.5" x 13.5", larger optional pad)	4
13	221 7720		SPACER, LOWER earlier versions	8
	222 0710		current versions	
14			SET SCREW, HEX SOCKET HEAD	8
	07-023018		1/4"-20 x 1/4", Grade 5 (earlier versions)	
	07-023600		1/4"-20 x 1/2", Grade 5 (current versions)	
15	221 7730		LEG, OUTRIGGER (Inner tube)	4
16	08-102700		PAD, WEAR (0.25" thick)	8
	08-102800		PAD, WEAR (0.19" thick)	8
17			SCREW, FLAT HEAD	32
	07-015005		Machine screw, 1/4"-20 x 1", Grade 5 (earlier versions)	
	07-102400		Cap screw, 1/4"-20 x 3/4" (current versions)	
18	07-050014		NUT, HEX LOCK (1/4"-20, Grade 5)	64

TITLE "A" FRAME OUTRIGGERS (OPTION), 3020, 3715 OR 4612 SCISSORS

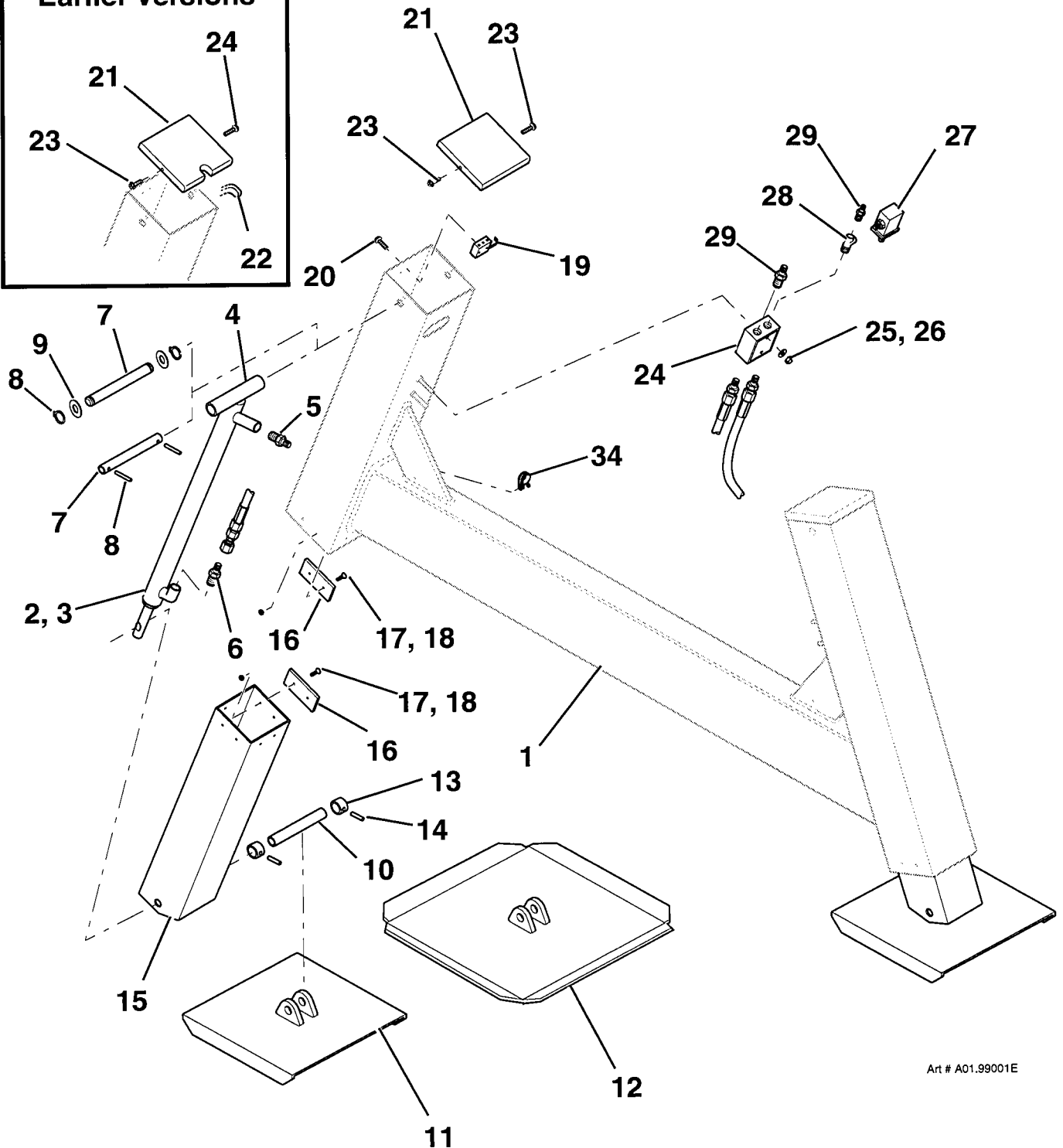
PLATE NO. 01.99

SIMON AERIALS INC.

REV. 20 SEP., 1996

PART NO.

Earlier versions



Art # A01.99001E

TITLE "A" FRAME OUTRIGGERS (OPTION), 3020, 3715 OR 4612 SCISSORS

SIMON AERIALS INC.

REV. 20 SEP., 1996

PART NO.

PLATE NO. 01.99

PARTS LIST

ITEM	PART NO	SEE SECTION	DESCRIPTION	QTY.
19	03-604400		SWITCH, LIMIT (Marked "BZ2RW863 - A2")	4
20	07-011337		MACHINE SCREW, ROUND HEAD (#6-32 x 1-1/4")	8
21	221 6950		COVER, OUTRIGGER TUBE (without slot, current style)	4
			(Some earlier versions had a clearance slot for hoses, and used Edge Guard, below.)	
22	10-202200		EDGE GUARD (Trim-lok, 3" x 1/4") (for earlier versions)	A.R.
			(Bulk item, order as required)	
23	07-102300		MACHINE SCREW, HEX WASHER HEAD	8
			(#10-24 x 1/2", self-tapping)	
24	16-800453		VALVE, CROSS PORT CHECK (Marked "LOA25D")	4
			(earlier versions)	4
	01-241100		VALVE, LOCK (current versions)	4
25	07-060016		WASHER, FLAT (3/8")	8
26	07-046016		NUT, HEX LOCK (3/8"-16)	8
27			SWITCH, PRESSURE (PDI)	A.R.
			(Two required for "side-to-side" controlled outriggers)	
			(Four required for independently controlled outriggers)	
	03-603500		300-2,500 Lb. (136-1134 kg) (earlier versions)	
	03-720500		current versions	
28	06-074700		STREET TEE (1/4 MRO-S) (4MP-4FP-4FP)	A.R.
			(one used with each pressure switch, Item 25)	
29	06-000400		CONNECTOR, MALE 37° TO NPT (4- 4 FTX-S) (4MJ-4MP)	A.R.
			(two used with each pressure switch, Item 25)	
30	06-144300		HOSE END, STRAIGHT SWIVEL (4C2 - 4FJX)	12
31	06-308700		HOSE END, 90° SWIVEL (4C2 - 4FJX 90M)	4
			(replaces 24-100761)	16
32	06-155200		FERRULE (4PC1FM1A)	
33	05-081500		HOSE (1/4") (Bulk item, order as required)	A.R.
			(4 Ft [1.22 M] needed this application)	A.R.
34	42-100397		CLAMP, LOOM (#10, insulated)	
35	353 9390		HOSE KIT, STABILIZER OR OUTRIGGER	1

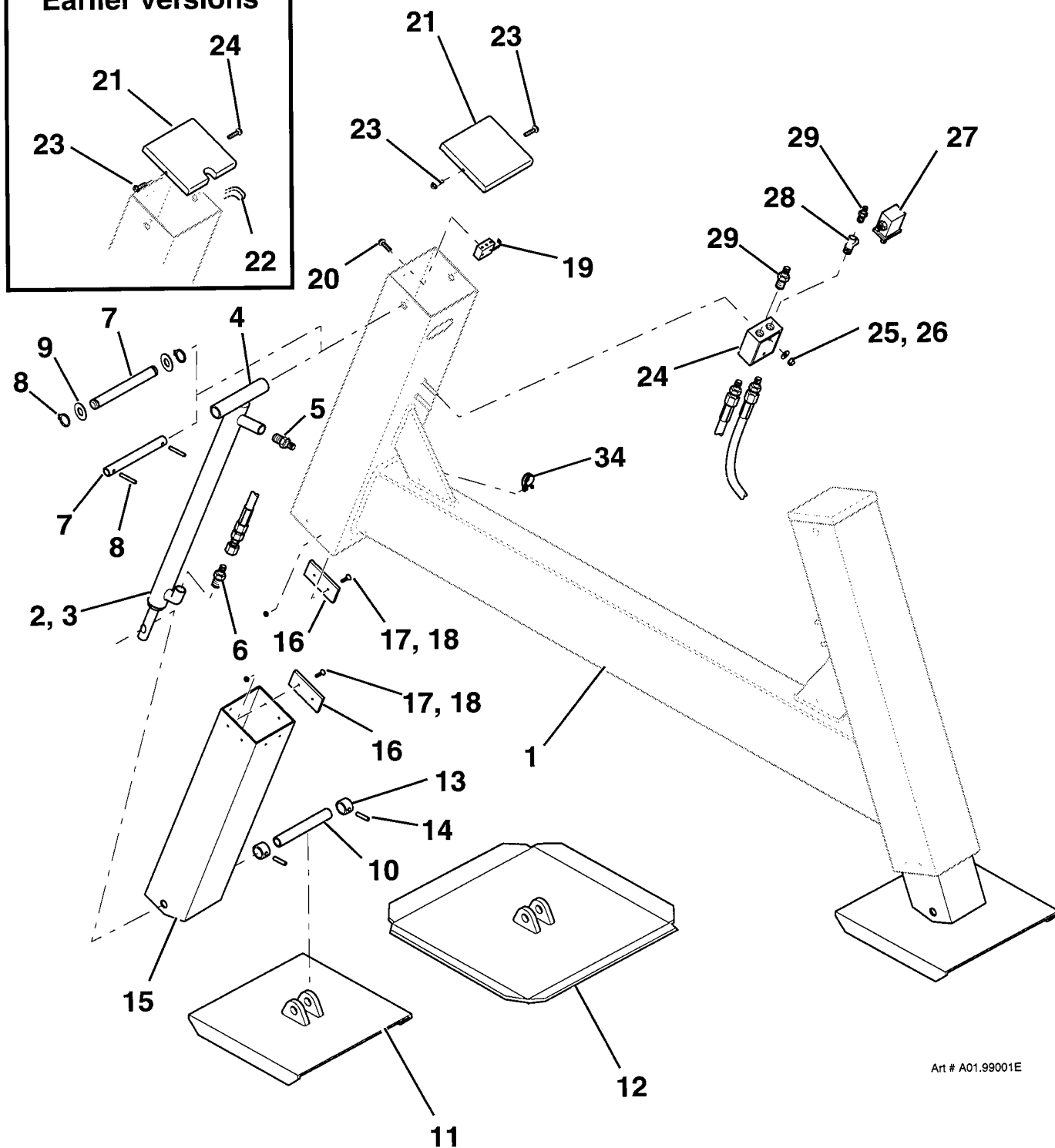
TITLE "A" FRAME OUTRIGGERS (OPTION), 3020, 3715 OR 4612 SCISSORS

PLATE NO. 01.99 **SIMON AERIALS INC.**

REV. 20 SEP., 1996

PART NO.

Earlier versions



Art # A01.99001E

TITLE "A" FRAME OUTRIGGERS (OPTION), 3020, 3715 OR 4612 SCISSORS

SIMON AERIALS INC.

REV. 20 SEP., 1996

PART
NO.

PLATE
NO. 01.99

PARTS LIST

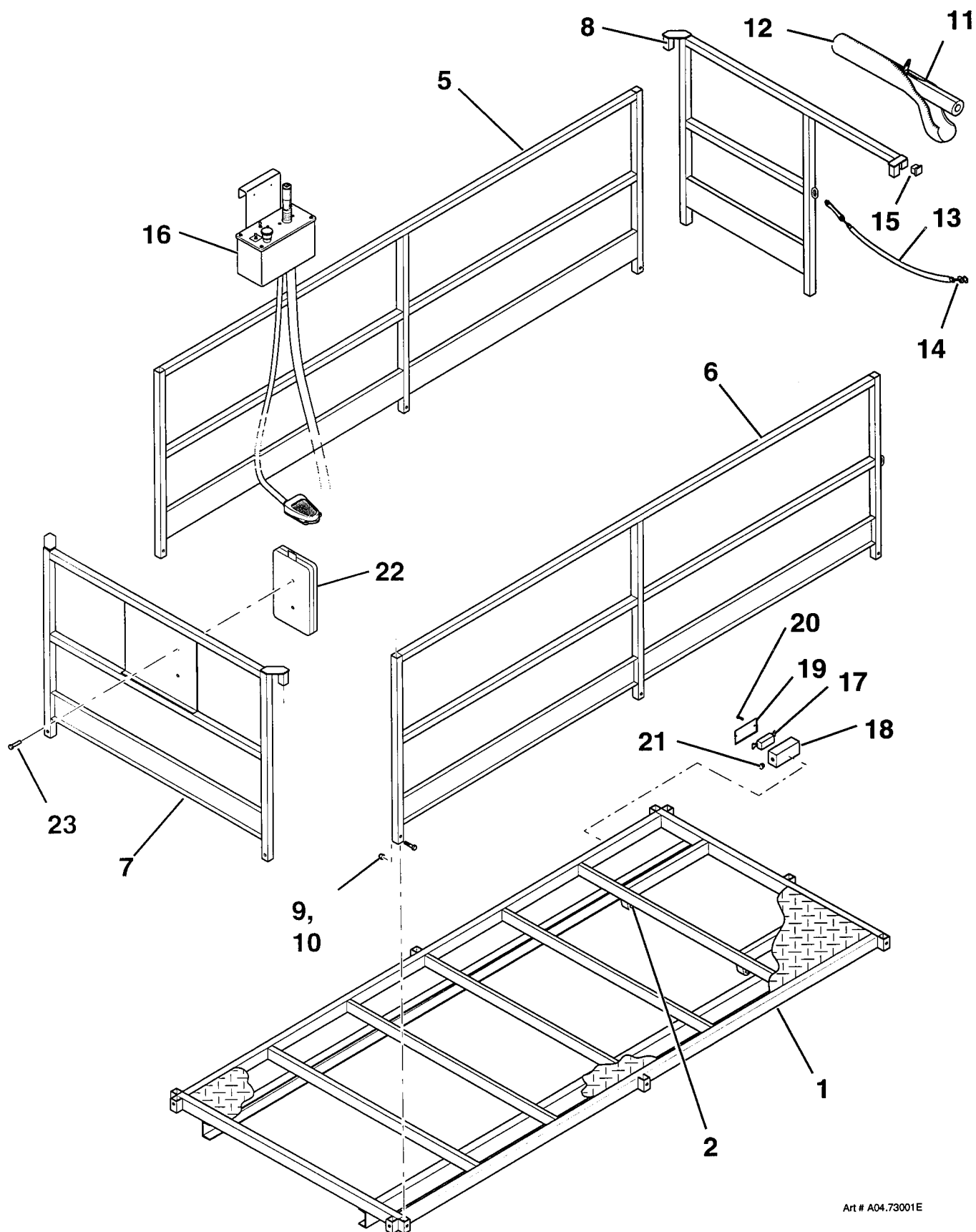
ITEM	PART NO	SEE SECTION	DESCRIPTION	QTY.
1			PLATFORM DECK WELDMENT for Model 3020 or 4612 (Note: Platform mounting ears are located 4.63" [118 mm] from end of weldment)	1
	221 1390 221 8820		Standard, without Rollout or Traversing Deck option with Rollout Deck option	
			for Model 3715 (Note: Platform mounting ears are located 25.38" [64.5 cm] from end of weldment)	
	222 4800 222 4810		Standard, without Rollout or Traversing Deck option with Rollout Deck option	
2	221 6460		EAR, SCISSOR MOUNTING	4
3	221 8670		BRACKET, ROLLOUT DECK ROLLER (Right) (Weld to deck in place of front rail pocket for models with optional rollout deck)	1
4	221 8680		BRACKET, ROLLOUT DECK ROLLER (Left) (Weld to deck in place of front rail pocket for models with optional rollout deck)	1
5	222 4770		SIDE RAIL WELDMENT (Right)	1
6	221 3050		SIDE RAIL WELDMENT (Left)	1
7	221 3000		END RAIL WELDMENT (Control end) (Standard version, without Rollout or Traversing Deck option)	1
8	221 2990		END RAIL WELDMENT (Entry end)	1
9	07-003023		CAP SCREW, HEX HEAD (5/16"-18 x 3/4", Grade 5)	10
10	07-050015		NUT, LOCK (5/16"-18, Grade 5)	10
11	10-063200		TUBING, PIPE INSULATION (1-1/8" I.D., 1" wall, 6 Ft [1.83 M] long section) (2 Ft [.6 M] needed here)	A.R.
12	228 9910		COVER, PIPE INSULATION (Yellow, with zipper)	1
13	353 6350		CHAIN ASSEMBLY, SAFETY	1
14	11-083400		"S"-HOOK (replaces 48-100130)	1
15	24-101195		PLUG, TUBE END (for 1-1/2", #14 gauge square tube)	1
16	See plate . .	09. - -	CONSOLE ASSEMBLY, PLATFORM CONTROL	1
17	03-067000		OUTLET, DUPLEX (110 Volt AC) (option)	1
18	03-062100		BOX, DUPLEX OUTLET	1
19	03-062200		COVER, DUPLEX OUTLET	1
20	10-155553		SCREW, SELF TAPPING (#10-24)	2
21			GRIP, CORD	3
	03-041000		Plastic, 1/2", with .38" to .44" seal (earlier versions)	
	03-700400		1/2", with .24" to .47" seal (current versions)	
22	11-085200		ENCLOSURE, TECHNICAL MANUAL STORAGE	1
23	07-085005		POP RIVET (3/16" x 5/8")	4

TITLE PLATFORM ASSEMBLY, 3020, 3715 OR 4612 SCISSORS (PLATE 1 OF 2)

PLATE NO. 04.73 **SIMON AERIALS INC.**

REV.16 AUG., 1996

PART NO.



Art # A04.73001E

TITLE PLATFORM ASSEMBLY, 3020, 3715 OR 4612 SCISSORS (PLATE 1 OF 2)

SIMON AERIALS INC.

REV. 16 AUG., 1996

PART
NO.

PLATE
NO. 04.73

PARTS LIST

ITEM	PART NO	SEE SECTION	DESCRIPTION	QTY.
24	08-102900		BEARING, CAM FOLLOWER (1-5/8" O.D.)	2
25	221 8690		SPACER, CAM ROLLER	2
26	07-065023		WASHER, LOCK (7/8")	2
27	07-047123		NUT, JAM (7/8"-14, Grade 5)	2
28	222 1360		DECK, ROLLOUT (3 foot extension)	1
29	222 4280		PAD, ROLLOUT DECK SLIDER (Nylon)	2
30	07-015003		MACHINE SCREW, FLAT HEAD (1/4"-20 x 3/4", Grade 5)	4
31	07-050014		NUT, LOCK (1/4"-20, Grade 5)	4
32	10-214800		PLASTIC (2-1/2" x 1/4") (not shown)	2
33	10-165600		WASHER, SHOULDER (Nylon)	6
34	222 4890		RAIL, ROLL OUT DECK (Left side)	1
35	222 4900		RAIL, ROLL OUT DECK (Right side)	1
36	07-003030		CAP SCREW, HEX HEAD (5/16"-18 x 2-1/4", Grade 5)	8
37	07-062015		WASHER, FLAT (5/16")	8
38	07-050015		NUT, LOCK (5/16"-18, Grade 5)	8
39	222 4910		RAIL, ROLL OUT DECK (Front)	1
40	07-003033		CAP SCREW, HEX HEAD (5/16"-18 x 3", Grade 5)	4
41	07-050015		NUT, LOCK (5/16"-18, Grade 5)	4
42	10-114100		PLUG, TUBE END (for 1-1/4", #16 gauge square tube)	4
43	222 5110		HANDLE, ROLLOUT DECK	2
44	11-208800		GRIP, HANDLE (Plastic)	2
45	07-003030		CAP SCREW, HEX HEAD (5/16"-18 x 2-1/4", Grade 5)	2
46	07-062015		WASHER, FLAT (5/16")	4
47	07-050015		NUT, LOCK (5/16"-18, Grade 5)	2
48	11-030500		PIN, RETAINING (3/8" x 2-5/8") (includes 6" lanyard)	2
49	07-029365		SCREW, HEX WASHER HEAD (#10-24 x 1", self drilling)	2

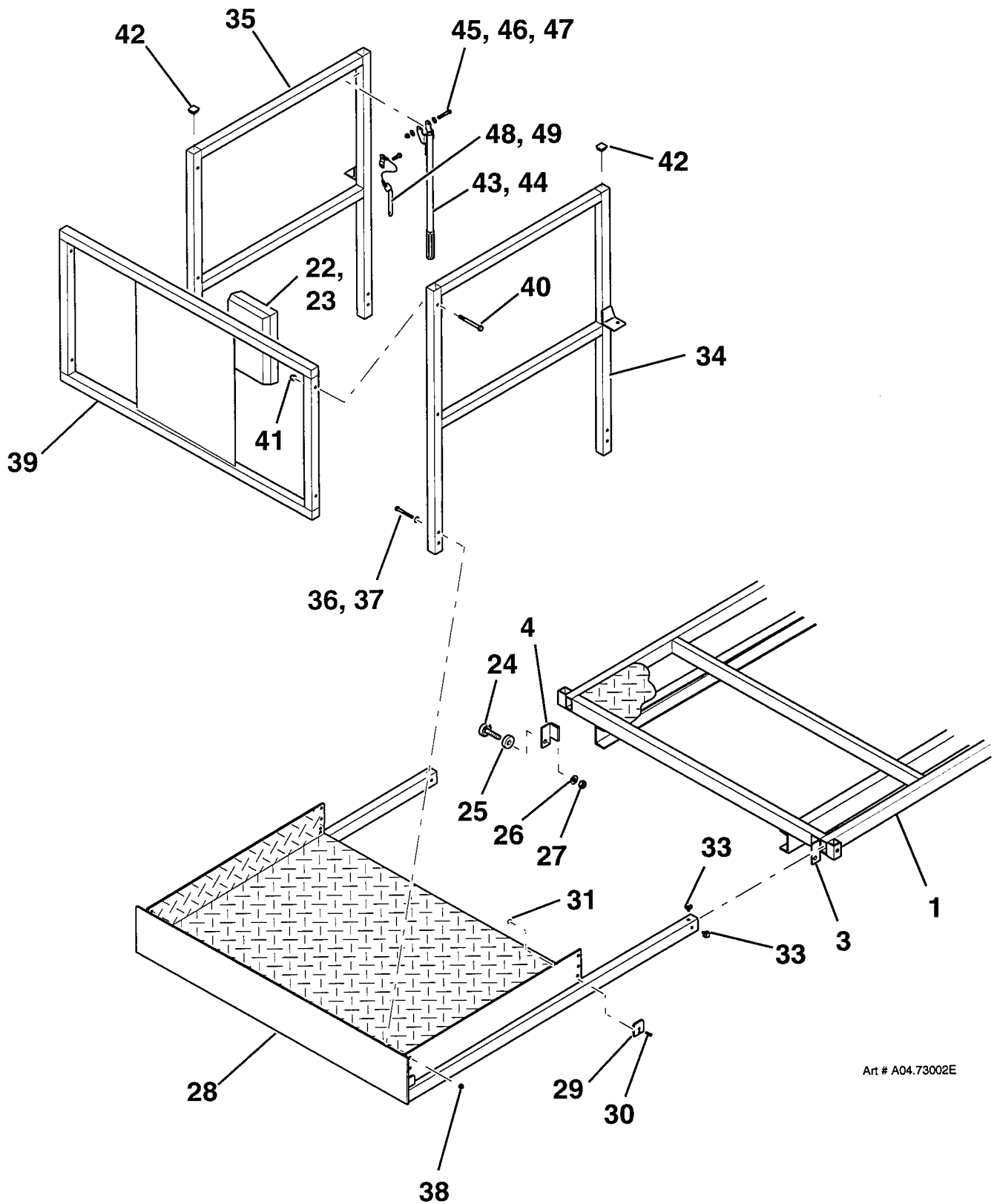
TITLE PLATFORM ASSEMBLY, 3020, 3715 OR 4612 SCISSORS (PLATE 2 OF 2)

PLATE NO. 04.73

SIMON AERIALS INC.

REV.16 AUG., 1996

PART NO.



Art # A04.73002E

TITLE PLATFORM ASSEMBLY, 3020, 3715 OR 4612 SCISSORS (PLATE 2 OF 2)

SIMON AERIALS INC.

REV. 16 AUG., 1996

PART
NO.

PLATE
NO.

04.73

PARTS LIST

[illegible]

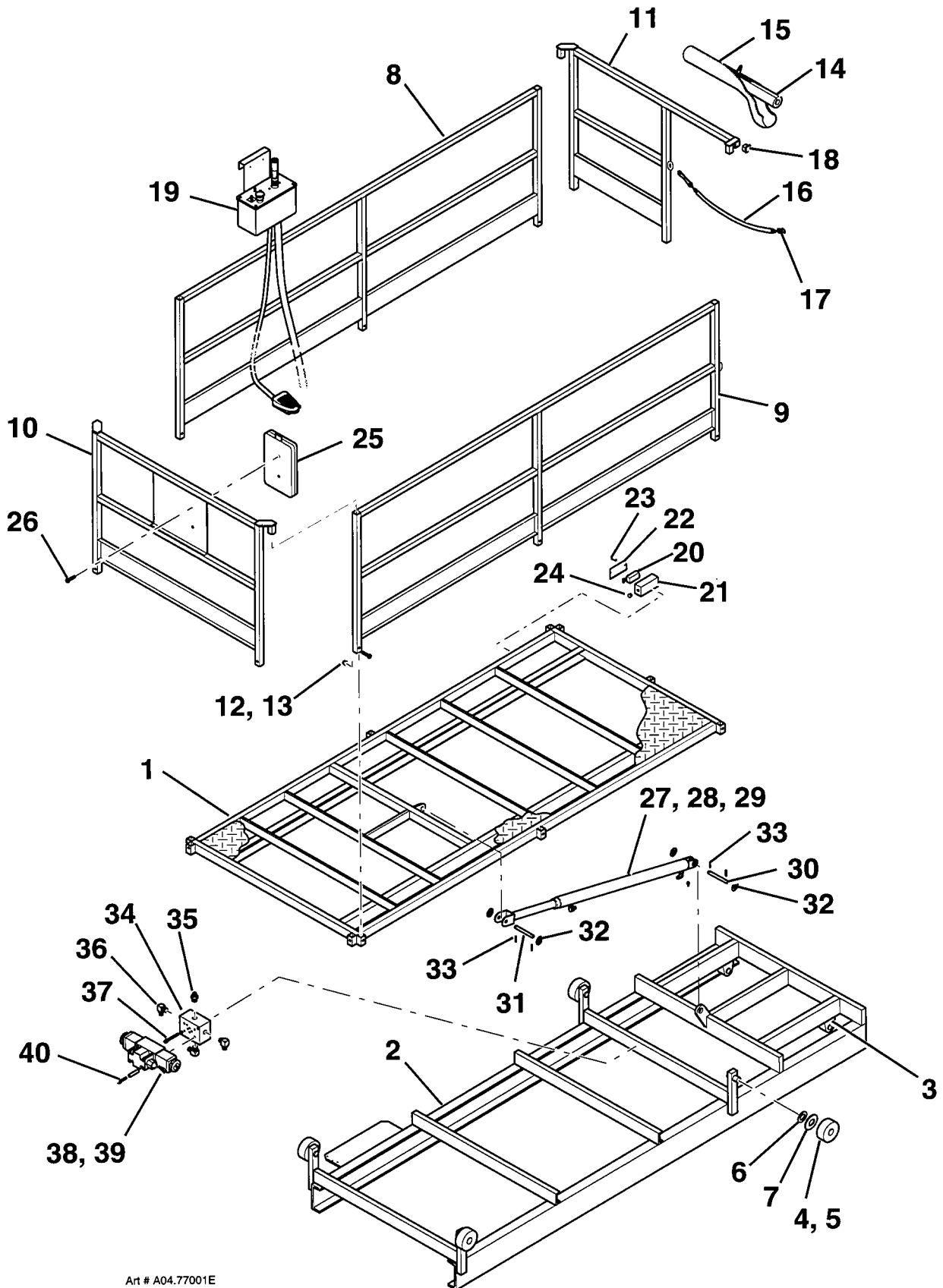
TITLE PLATFORM ASS'Y (TRAVERSING), 3020, 3715, 4612 SCISSORS (1 OF 2)

PLATE NO. 04.77

SIMON AERIALS INC.

REV. 05 DEC., 1996

**PART
NO.**



Art # A04.77001E

TITLE PLATFORM ASS'Y (TRAVERSING), 3020, 3715, 4612 SCISSORS (1 OF 2)

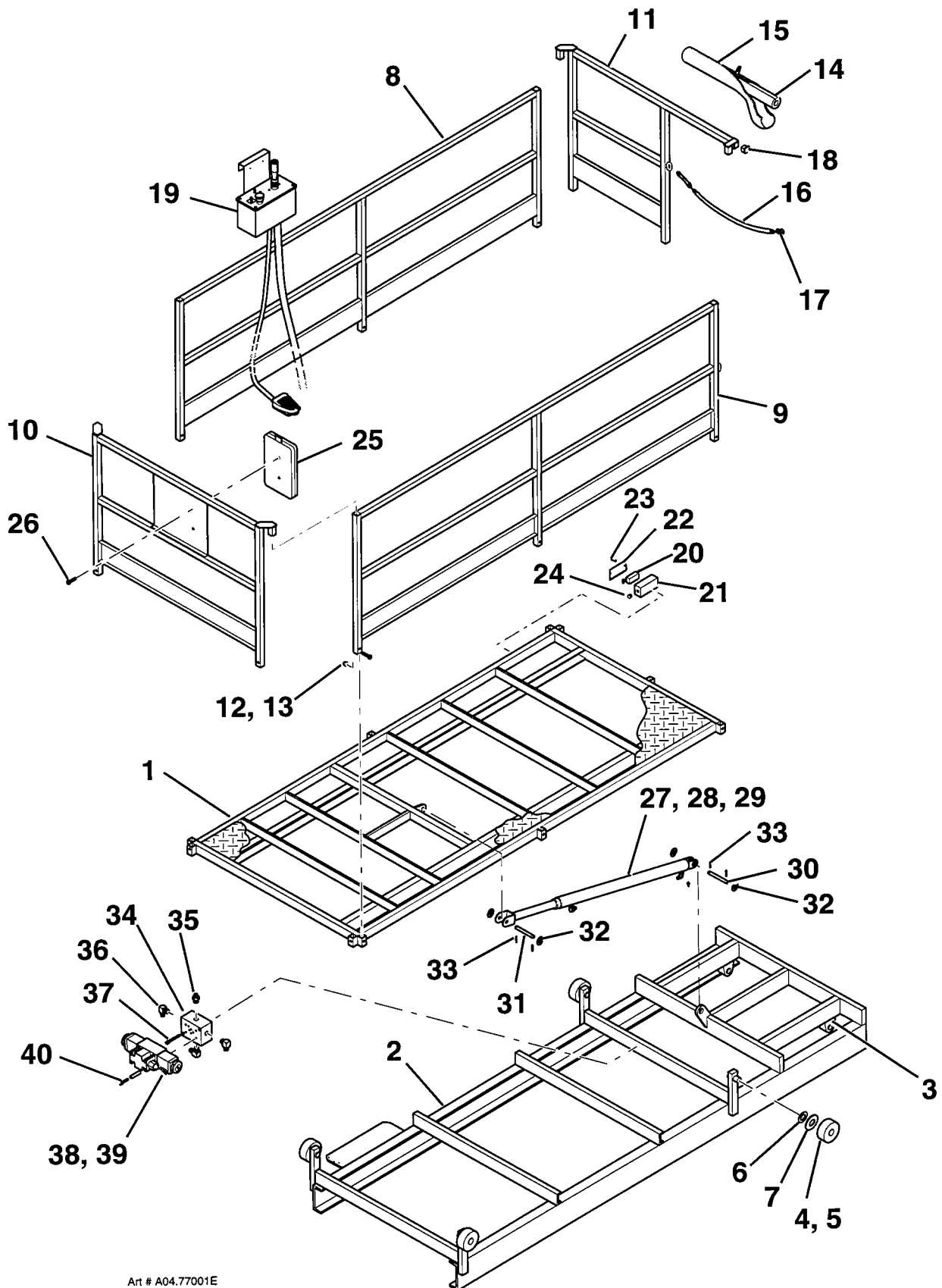
SIMON AERIALS INC.

REV. 05 DEC., 1996

PART
NO.

PLATE
NO. 04.77

[illegible]PART
NO.



Art # A04.77001E

TITLE PLATFORM ASS'Y (TRAVERSING), 3020, 3715, 4612 SCISSORS (2 OF 2)

SIMON AERIALS INC.

REV. 05 DEC., 1996

PART
NO.

PLATE
NO.

04.77

PARTS LIST

ITEM	PART NO	SEE SECTION	DESCRIPTION	QTY.
1			SCISSORS ARM SET GROUP	1
2			SCISSORS ARM ASSEMBLY	1
3	222 6600		ARM WELDMENT (Outer, bottom [#1] segment)	1
4	221 6580		ROLLER, SCISSOR ARM (lower)	2
5			BUSHING, SCISSOR ARM ROLLER (flanged)	
	08-100300		Brass, 1" I.D., 1.25" O.D., .75" long (earlier version)	4
	08-077700		Bronze, 1" I.D., 1.25" O.D., .75" long (current version)	2
	08-077800		Bronze, 1" I.D., 1.25" O.D., 1.0" long (current version)	2
6	221 9120		PIN, SCISSOR ARM ROLLER (lower) (earlier version)	2
7	235 9850		PIN, SCISSOR ARM ROLLER (lower) (current version)	2
8	07-003045		CAP SCREW, HEX HEAD (3/8"-16 x 1", Grade 5)	2
9	07-065016		WASHER, HELICAL LOCK (3/8")	2
10	07-062014		WASHER, FLAT (3/8")	2
11	11-201400		FITTING, GREASE (1/4")	2
12	08-066300		COVER, GREASE FITTING (White plastic)	2
13	222 6650		ARM WELDMENT (Inner, bottom [#1] segment)	1
14	221 9090		PIN (Bottom [#1] inner arm to undercarriage frame)	2
15	07-100000		ROLL PIN (5/16" x 2")	4
16	08-100200		BUSHING (Oilite, flanged. 1.00" I.D., 1.88" O.D., 1" long) (replaces 26-800527)	34
17	08-040600		RING, SNAP	4
18	222 6350		PIN, CENTER	8
19	08-075600		BUSHING (Fibre glide) (replaces 26-800498)	16
20	07-102900		PIN	8
21	222 6450		PIN (Arm to arm connecting)	12
22	222 6470		ARM WELDMENT (Outer, #2 segment)	1
23	222 6630		ARM WELDMENT (Inner, #2 segment)	1
24	10-214600		BUMPER (Nylon)	12
25	07-015003		MACHINE SCREW, FLAT HEAD (1/4"-20 x 3/4", Grade 5)	12
26	See plate . .	11.87	CYLINDER, LIFT (Lower)	1
27			FUSE, VELOCITY	
	03-611500		5 GPM (18.9 L/ min) (color coded Black)	1
28	06-051600		90° ELBOW, SWIVEL NUT (8 C6X-S)	1
29	08-083100		BUSHING (Fibre glide, 7/8" I.D. x 3/4" long)	8
30	08-050000		FITTING, GREASE (1/8" NPT straight)	14
31	08-066300		CAP, GREASE FITTING (White plastic)	14

TITLE ARM SET GROUP, MODEL 3020 (PLATE 1 OF 3, LOWER ARM SET)

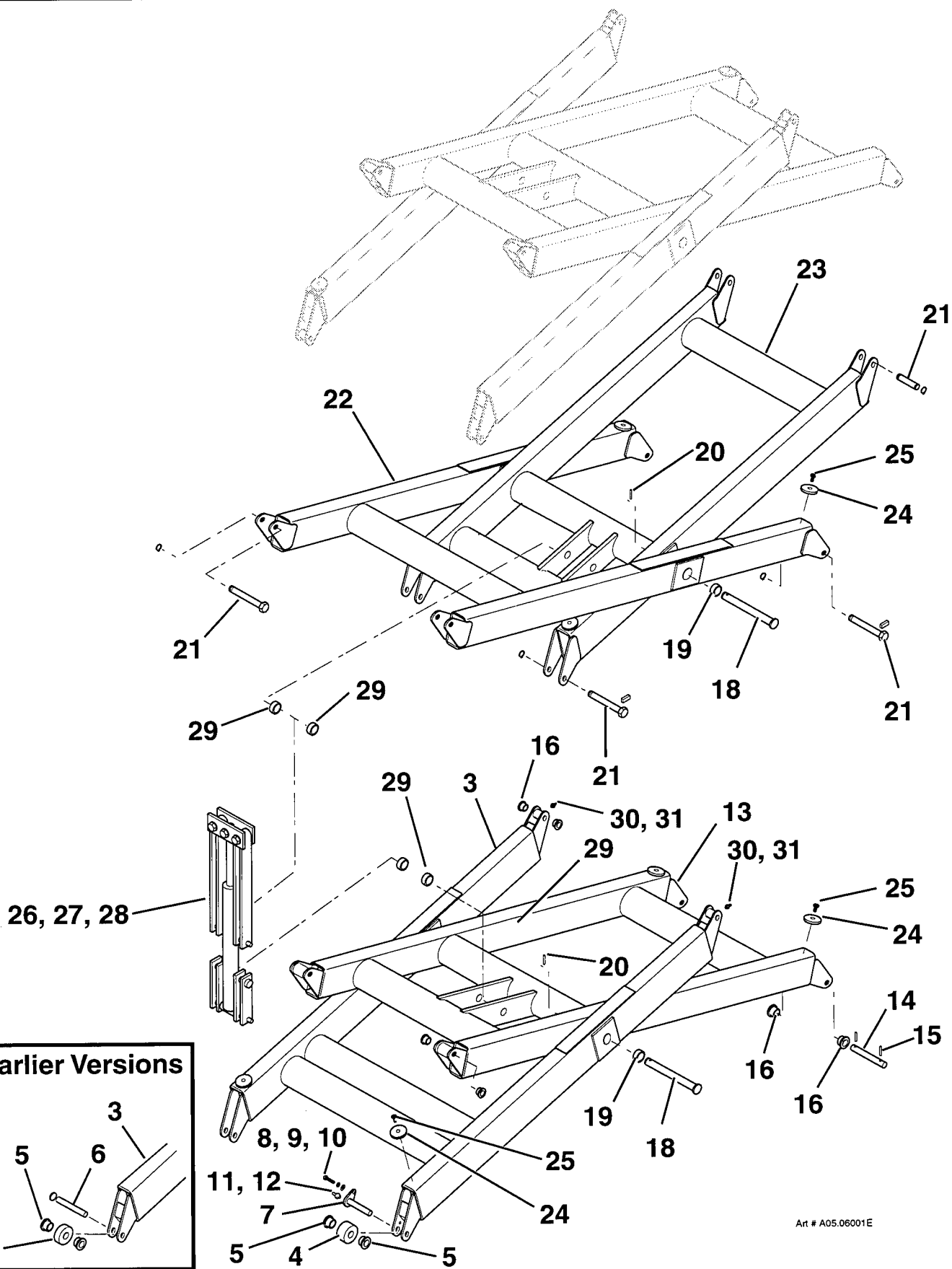
PLATE NO.

05.06

SIMON AERIALS INC.

REV. 08 JAN., 1997

PART NO.



Art # A05.06001E

TITLE ARM SET GROUP, MODEL 3020 (PLATE 1 OF 3, LOWER ARM SET)

SIMON AERIALS INC.

REV. 08 JAN., 1997

PART
NO.

PLATE
NO. 05.06

PARTS LIST

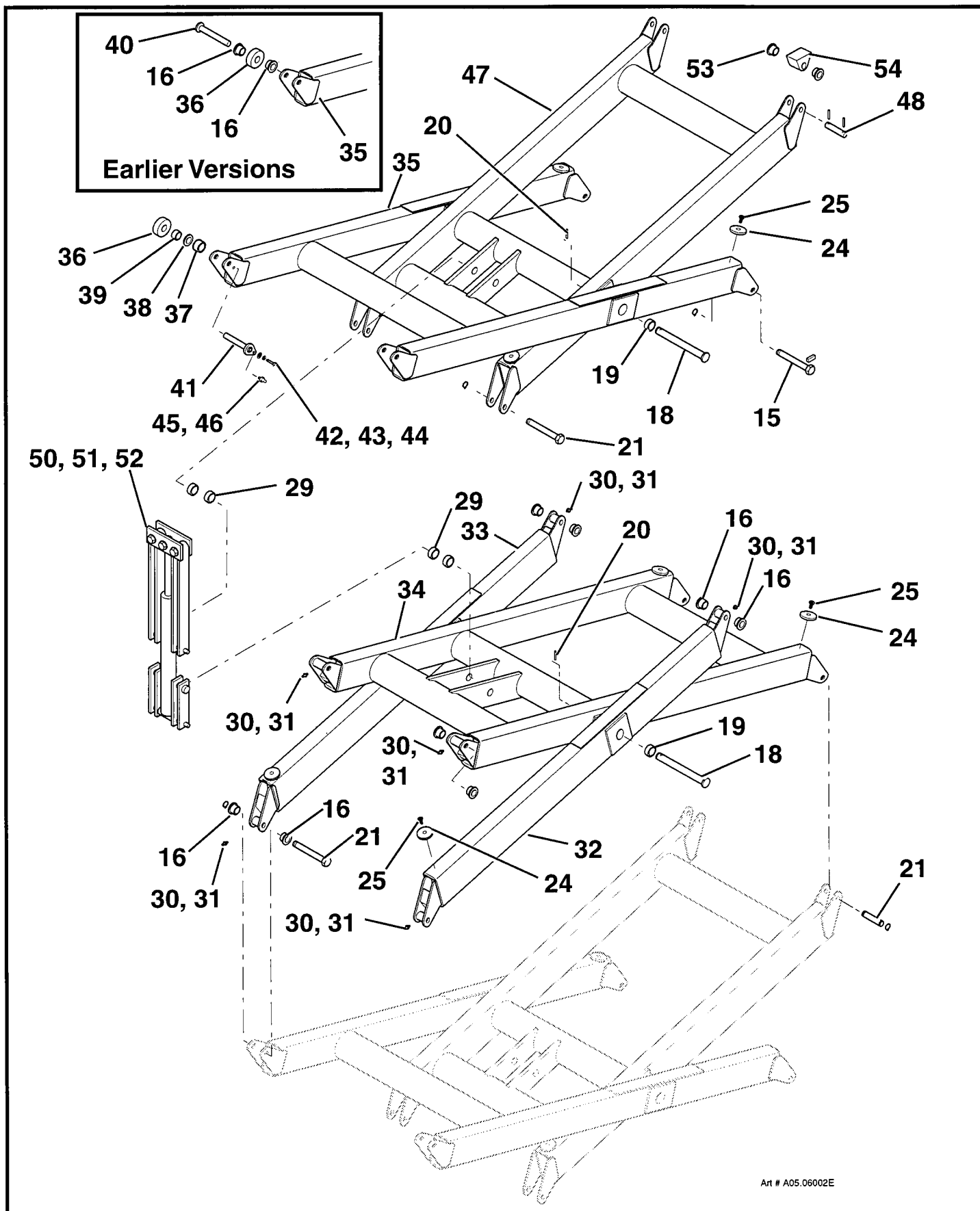
[illegible]

TITLE	ARM SET GROUP, MODEL 3020 (PLATE 2 OF 3, UPPER ARM SET)
-------	---

PLATE NO	05.06	SIMON AERIALS INC.
----------	-------	--------------------

REV. 08 JAN., 1997

PART
NO.



TITLE ARM SET GROUP, MODEL 3020 (PLATE 2 OF 3, UPPER ARM SET)

SIMON AERIALS INC.

REV. 08 JAN., 1997

PART
NO.

PLATE
NO. 05.06

PARTS LIST

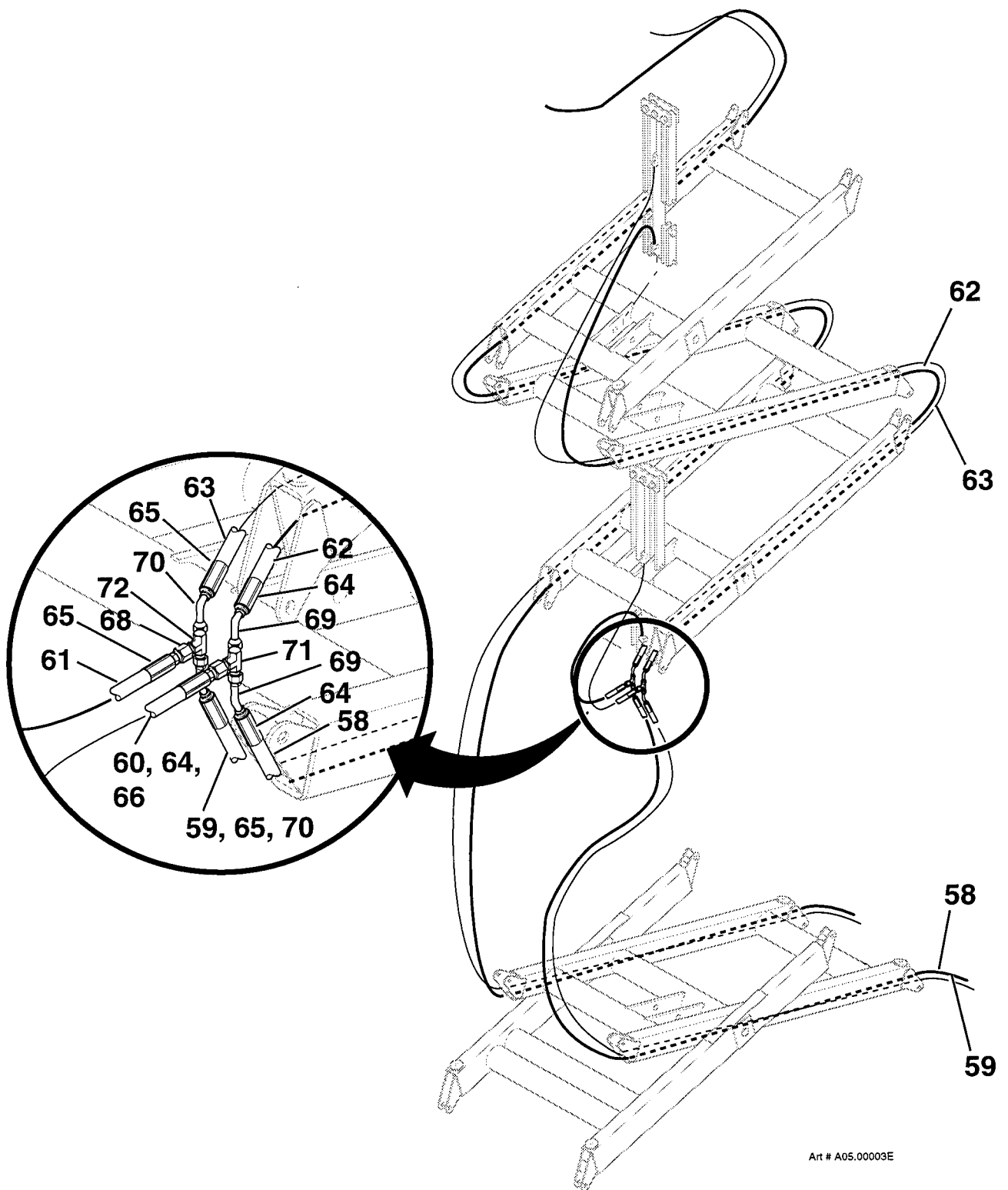
ITEM	PART NO	SEE SECTION	DESCRIPTION	QTY.
54	221 6460		SCISSORS ARM SET GROUP (continued) EAR, SCISSOR MOUNTING (Welds to underside of platform)	2
55	05-081600		HOSE, HYDRAULIC (3/8") (Bulk item. Can be cut to fit as shown on chart, below.)	A.R.
56	05-081500		HOSE, HYDRAULIC (1/4") (Bulk item. Can be cut to fit as shown on chart, below.)	A.R.
57			HOSE KIT, 3020 SCISSORS ARM SET (Not available. Order individual components.)	1

Key No.	Hose		Size:	Ferrule (Need 2)	Fitting (End 1)	Fitting (End 2)
	From:	To:				
58 59	Bottom of scissors	Union tee	3/8" x 12 ft 11 in (3.9 m) 1/4" x 25 ft 1 in (7.64 m)	Item 64 (2) Item 65 (2)	Item 66 Item 68	Item 69 Item 70
60 61	Union tee	Bottom cylinder	3/8" x 41 in (1.02 m) 1/4" x 71 in (1.78 m)	Item 64 (2) Item 65 (2)	Item 66 Item 68	Item 67 Item 68
62 63	Union tee	Top cylinder	3/8" x 23 ft 9 in (7.24 m) 1/4" x 24 ft 4 in (7.42 m)	Item 64 (2) Item 65 (2)	Item 69 Item 70	Item 67 Item 68

64	06-000030		FERRULE, HOSE END (6MP 3KPCA)	6
65	06-155200		FERRULE, HOSE END (4MP 3KPCA)	6
66	06-144900		STRAIGHT FITTING, HOSE END (6-6 FJX-S)	2
67	06-145200		STRAIGHT FITTING, HOSE END (6-8 FJX-S)	2
68	06-144300		STRAIGHT FITTING, HOSE END (4-4 FJX-S)	4
69	06-212500		45° FITTING, HOSE END (6C2-6 FJX-S)	2
70	06-212400		45° FITTING, HOSE END (4C2-4 FJX-S)	2
71	06-021000		UNION TEE, 37° MALE (6 JTX-S)	1
72	06-020800		UNION TEE, 37° MALE (4 JTX-S)	1
73	08-800509		CLAMP, HOSE (12.25" to 12.38" dia.)	A.R.
74	10-800510		SCREW	A.R.

TITLE SCISSOR ARM FITTINGS AND HOSES, MODEL 3020 (PLATE 3 OF 3)

PLATE NO. 05.06	SIMON AERIALS INC.	REV. 08 JAN., 1997	PART NO.
------------------------	---------------------------	--------------------	-----------------



TITLE SCISSOR ARM FITTINGS AND HOSES, MODEL 3020 (PLATE 3 OF 3)

SIMON AERIALS INC.

REV. 08 JAN., 1997

PART
NO.

PLATE
NO.

05.06

PARTS LIST

ITEM	PART NO	SEE SECTION	DESCRIPTION	QTY.
1	354 3470 354 3471		LOWER CONTROL BOX ASSEMBLY For Model 2515 For Models 3020, 3715, 4612	1
2	221 8770		BOX, LOWER CONTROL (14" [36 cm] wide x 12" [30 cm] high x 6" [15 cm] deep)	1
3	222 0620		COVER, LOWER CONTROL BOX	1
4	10-266000		PLACARD, GROUND CONTROL (One piece placard. See inset for individual decals used on earlier versions)	1
5	03-702000		BUTTON, EMERGENCY STOP (Red, "Pull to release" style)	1
6	03-454900		BASE, CONTACT BLOCK	1
7	03-437300		BLOCK, CONTACT (Normally closed)	1
8	03-020500		SWITCH, TOGGLE (Lift/ Lower) (3 position, momentary contact, single pole, double throw) (replaces 03-607600)	1
9	03-604700		BREAKER, CIRCUIT (15 Amp, 12 Volt)	1
10	48-101202		PLUG, CAP (1/2", plastic) (Earlier versions, to fill unused switch hole)	1
11	03-454800		SWITCH, ROTARY (Ground/ Platform selector) (3 position, maintained contact)	1
12	03-454900		BASE, CONTACT BLOCK	1
13	03-437200		BLOCK, CONTACT (Normally open)	2
14	03-701900		SWITCH, KEY OPERATED (3 position, "On-Off-On")	1
15	03-610100		BLOCK, TERMINAL (20 position)	1
16	07-011335		CAP SCREW, SLOTTED PAN HEAD (#6-32 x 1/2")	2
17	07-050007		NUT, STOP (#6-32, Grade 5)	2
18			DECAL, 20 POSITION TERMINAL BLOCK	1
	10-265500		For versions except as listed below	
	10-279800		For versions with optional side by side outriggers, but without optional traversing deck	
19			RELAY, MOTOR START	
	03-603600		Model 2515 (24 Volt DC) (std.) (replaces 03-720100)	1
	22-101305		Model 2515 (12 Volt DC) (with optional 12 Volt system)	
	22-101305		Model 3020, 3715, 4612 w/ 48 Volt system (12 Volt DC)	2
20	07-003001		CAP SCREW, HEX HEAD (1/4"-20 x 1/2", Grade 5)	2
21	07-050014		NUT, STOP (1/4"-20, Grade 5)	2

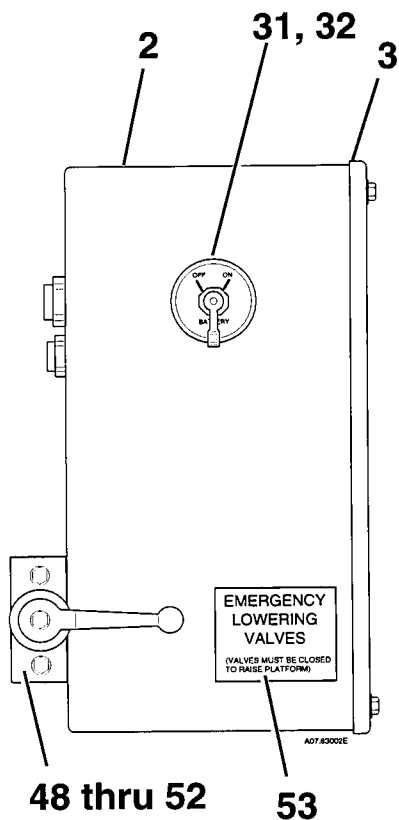
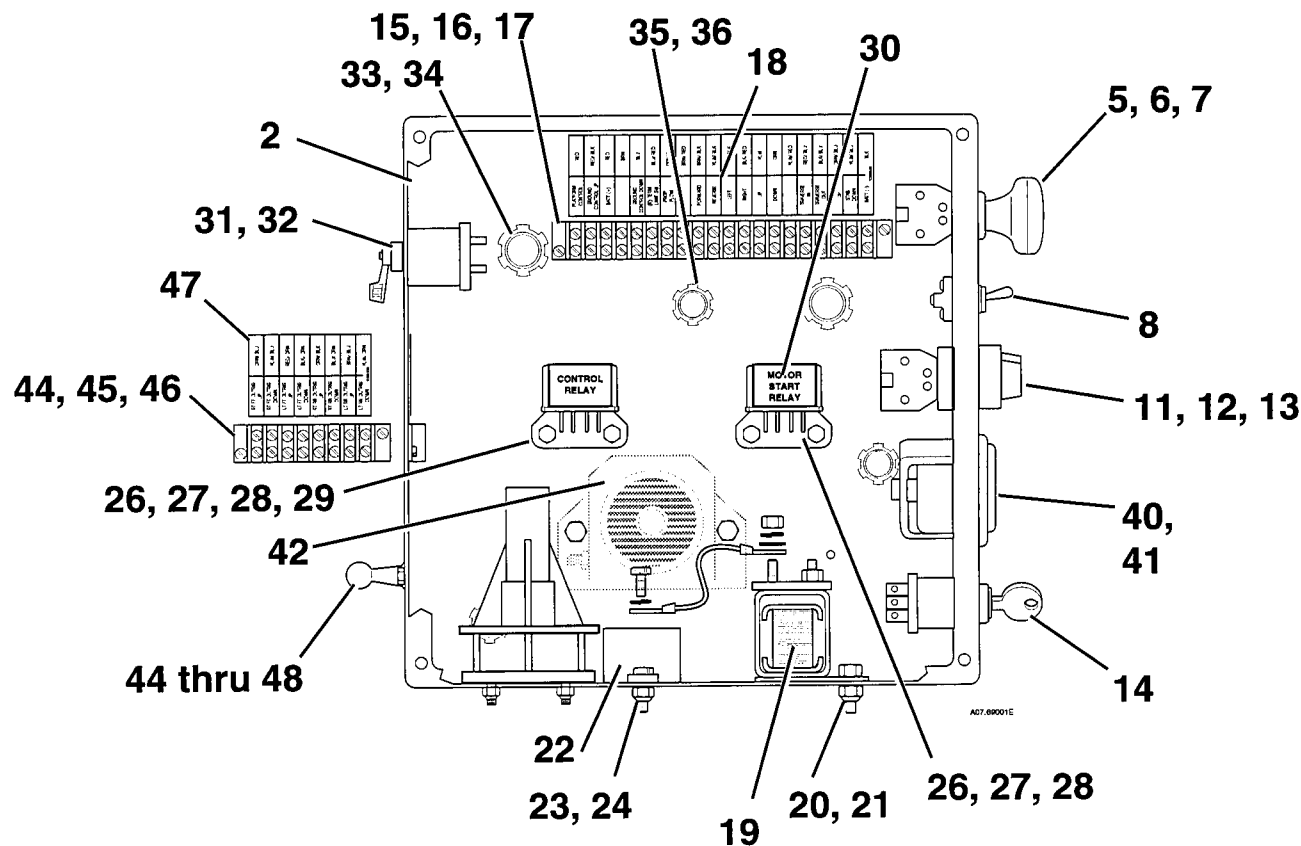
TITLE LOWER CONTROL BOX, ELECTRIC POWERED SCISSORS (PLATE 1 OF 3)

PLATE NO. 07.69

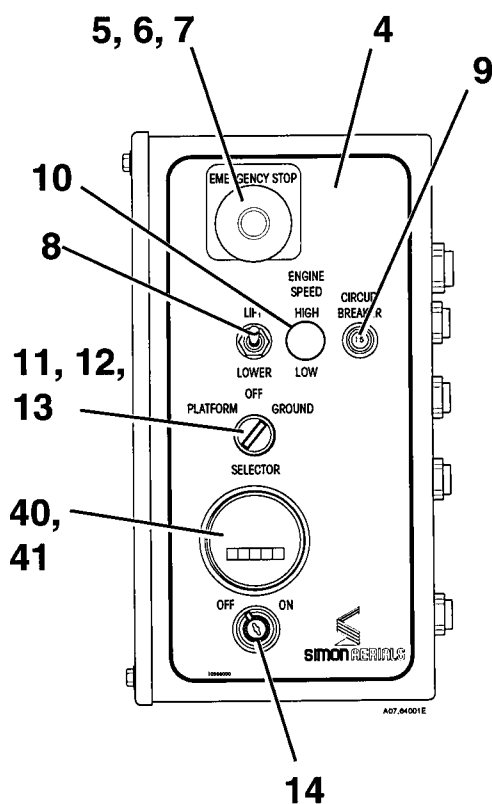
SIMON AERIALS INC.

NEW 05 DEC., 1996

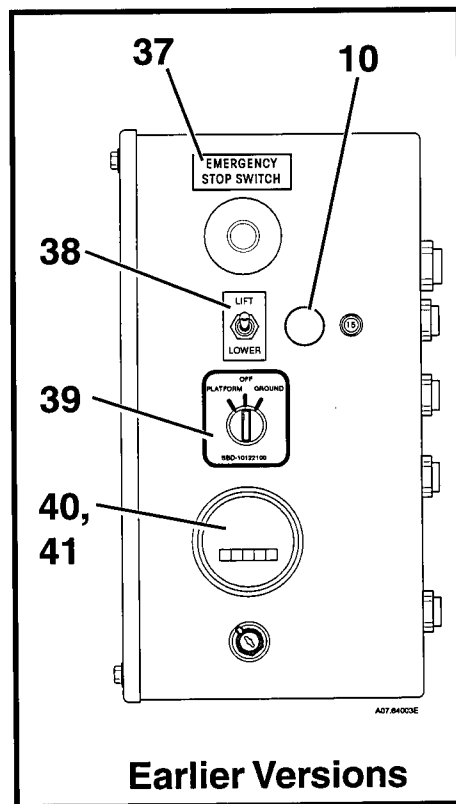
PART NO.



Left Side View



Right Side View



Earlier Versions

TITLE LOWER CONTROL BOX, ELECTRIC POWERED SCISSORS (PLATE 1 OF 3)

SIMON AERIALS INC.

NEW 05 DEC., 1996

PART
NO.

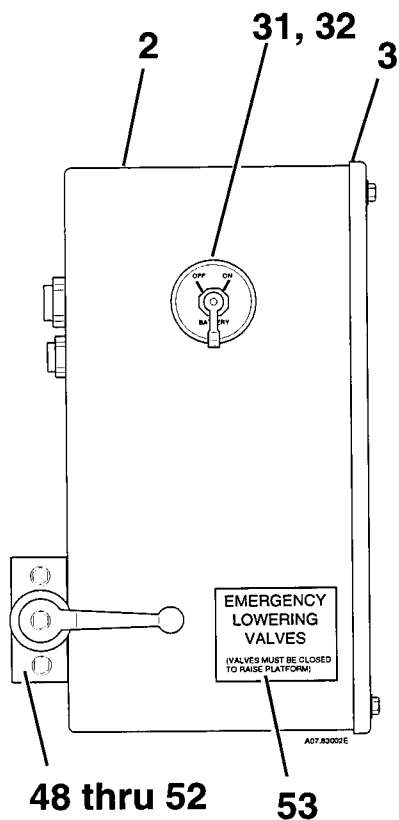
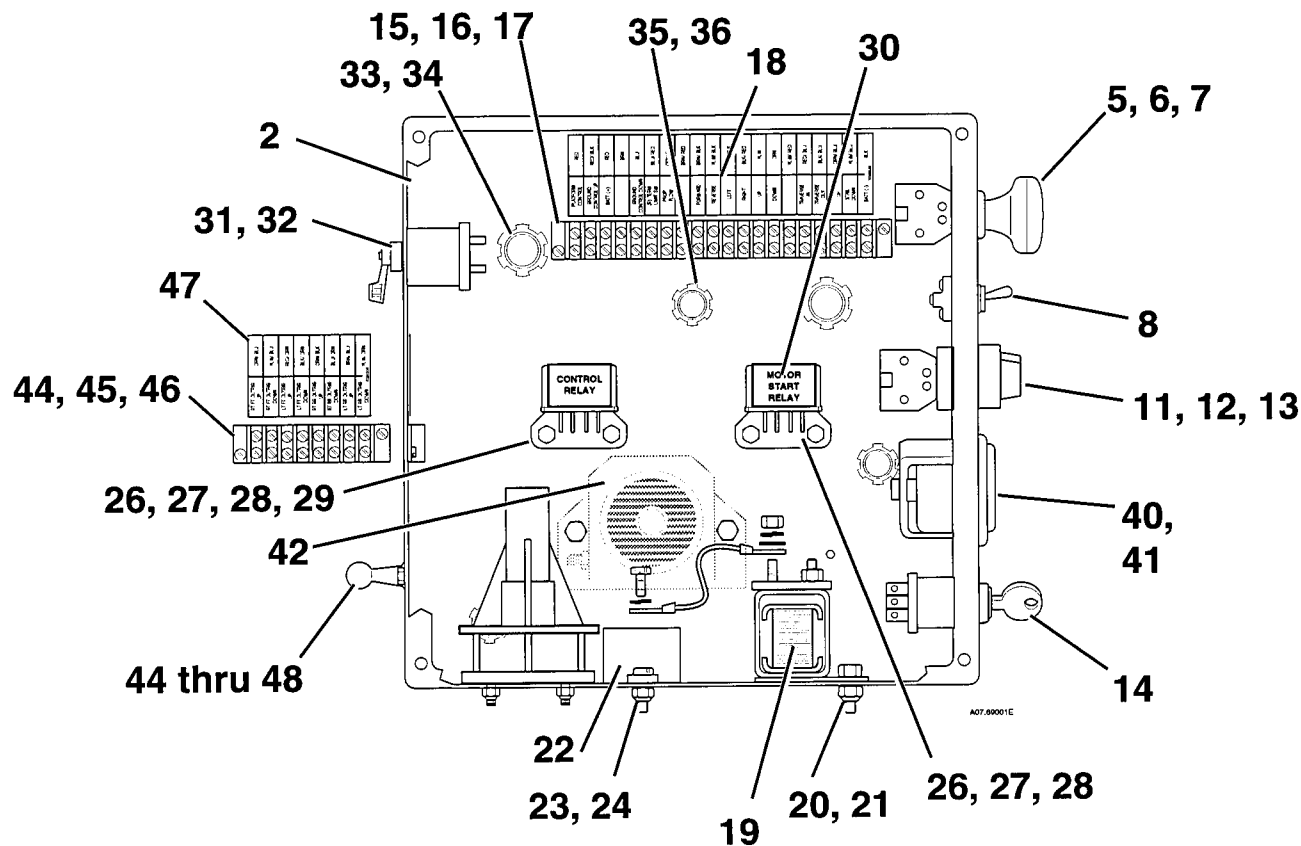
PLATE
NO. 07.69

PARTS LIST

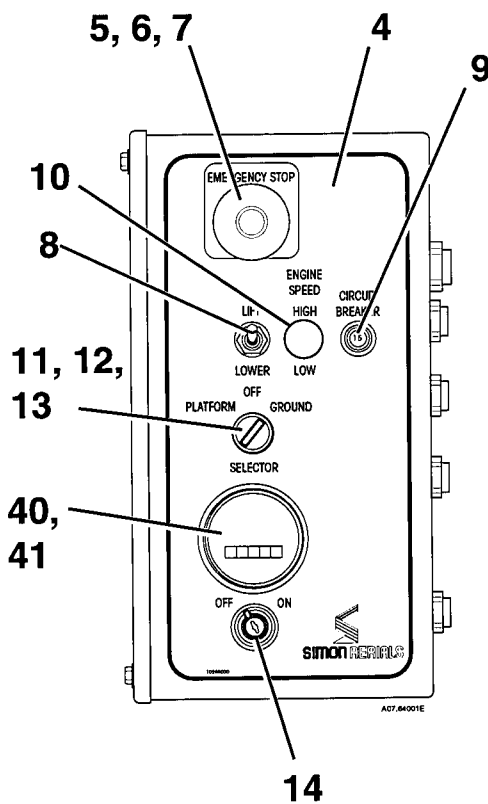
ITEM	PART NO	SEE SECTION	DESCRIPTION	QTY.
22	03-427800		LOWER CONTROL BOX ASSEMBLY (continued) BREAKER, CIRCUIT (150 Amp, 12 Volt) (replaces 22-800118) (For Model 2515)	1
	03-606700		BREAKER, CIRCUIT (200 Amp) (For Model 3020, 3715, 4612)	1
23	07-011356		MACHINE SCREW, PAN HEAD (#10-24 x 1", Grade 5)	2
24	07-050011		NUT, STOP (#10-24, Grade 5)	2
25	03-603400		DIODE (3 Amp, 1000 Volt)	7
26			RELAY, POWER	
	22-101306		For Model 2515 (24 Volt DC) (standard) (On/ Off; Motor start control)	2
	22-101306		For Model 2515 (with optional 12 Volt DC system)	1
	22-101306		For Model 3020, 3715, 4612 (w/ 48 Volt DC system)	1
27	07-003001		CAP SCREW, HEX HEAD (1/4"-20 x 1/2", Grade 5)	4
28	07-050014		NUT, STOP (1/4"-20, Grade 5)	4
29	10-265700		DECAL, "CONTROL RELAY"	1
30	10-265900		DECAL, "MOTOR START RELAY"	1
31	22-215116		SWITCH, MOTOR DISCONNECT	1
32	03-074000		CABLE, GROUND (Black, 9-3/4" long)	1
33	03-700500		GRIP, CORD (Plastic, 3/4", with .545 to .708" dia. seal)	2
34	03-055600		NUT, CONDUIT LOCK (3/4")	2
35	03-700400		GRIP, CORD (Plastic, 1/2", with .236 to .472" dia. seal)	4
36	03-055500		NUT, CONDUIT LOCK (1/2")	4
			The following items were found on earlier versions of the Lower Control Box Assembly:	
37	47-100224		DECAL, "EMERGENCY STOP SWITCH" (used on earlier versions with separate decals)	1
38	10-209500		PLATE, "LIFT/ LOWER" (Silver type on Black) (earlier style)	1
	10-209500		DECAL, "UP/ DOWN" (Black type on White, with arrows) (Some earlier versions. Replaced by "Lift/ Lower" plate.)	1
39	10-225800		DECAL, "PLATFORM/ OFF/ GROUND" (earlier versions) (some versions were labelled "10-122100")	1

TITLE LOWER CONTROL BOX, ELECTRIC POWERED SCISSORS (PLATE 2 OF 3)

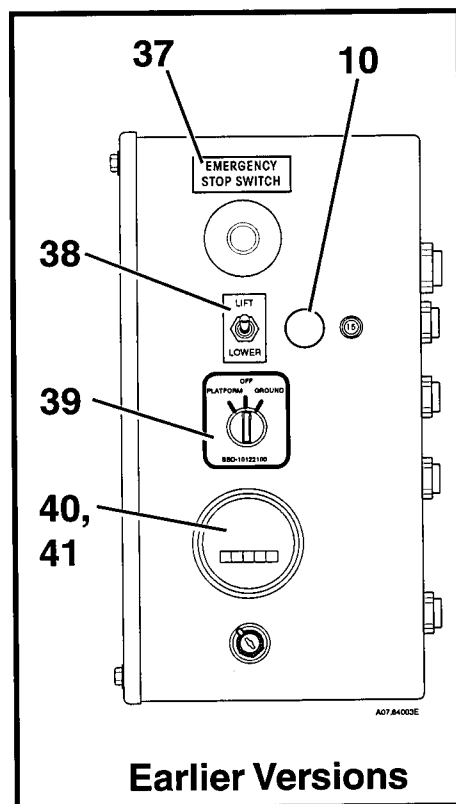
PLATE NO.	07.69	SIMON AERIALS INC.	NEW 05 DEC., 1996	PART NO.
------------------	-------	---------------------------	-------------------	-----------------



Left Side View



Right Side View



Earlier Versions

TITLE LOWER CONTROL BOX, ELECTRIC POWERED SCISSORS (PLATE 2 OF 3)

SIMON AERIALS INC.

NEW 05 DEC., 1996

PART NO.

PLATE NO. 07.69

PARTS LIST

ITEM	PART NO	SEE SECTION	DESCRIPTION	QTY.
			The following items are not included with the Lower Control Box Assembly:	
40	03-030500		METER (option) without Battery Indicator or Low Voltage Cutout: HOUR METER (24 Volt)	1
	03-424100		with Battery Indicator, but without Low Voltage Cutout: METER, BATTERY (with hour meter) For versions with optional Low Voltage Cutout	
41	03-498800 03-498900		METER, BATTERY (with hour meter) INSTALLATION KIT, BATTERY METER (For versions with optional Low Voltage Cutout)	1
42	03-466100		ALARM, MOVEMENT (97 db) (option)	1
43	03-987100		SENSOR, LEVEL (3°) (option) (replaces 03-610800)	1
44	03-744000		BLOCK, TERMINAL (8 position) (when both outriggers and traversing deck are fitted)	1
45	07-011335		CAP SCREW, SLOTTED PAN HEAD (#6-32 x 1/2")	2
46	07-050007		NUT, STOP (#6-32, Grade 5)	2
47	10-280100		DECAL, 8 POSITION TERMINAL BLOCK For versions with optional side by side outriggers, and with optional traversing deck	1
	10-280200		For versions with optional independent outriggers, with or without optional traversing deck	
48	222 0160		VALVE, EMERGENCY LOWERING (with mounting bracket)	1
49	06-003500		90° ELBOW, MALE 37° TO NPT (4-4 CTX-S) (4MJ-4MP 90°)	1
50	07-003023		CAP SCREW, HEX HEAD (5/16"-18 x 3/4", Grade 5)	1
51	07-062015		WASHER, FLAT (5/16")	2
52	07-050015		NUT, LOCK (5/16"-18, Grade 5, Nylock)	1
53	10-259100		DECAL, "EMERGENCY LOWERING VALVES . . ." (some earlier versions were labelled "47-100321")	1

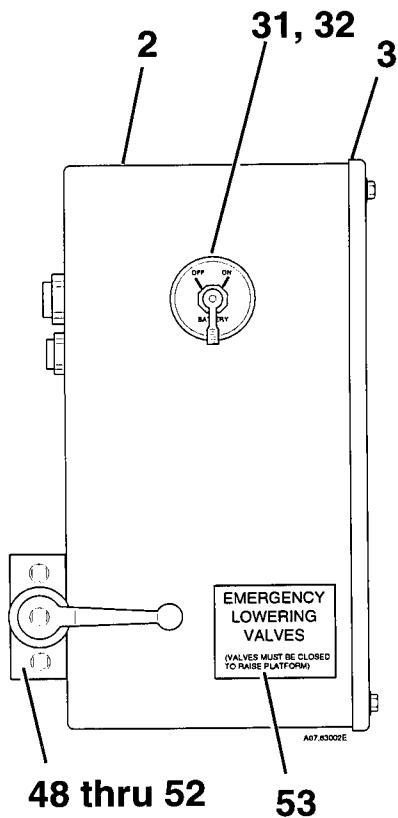
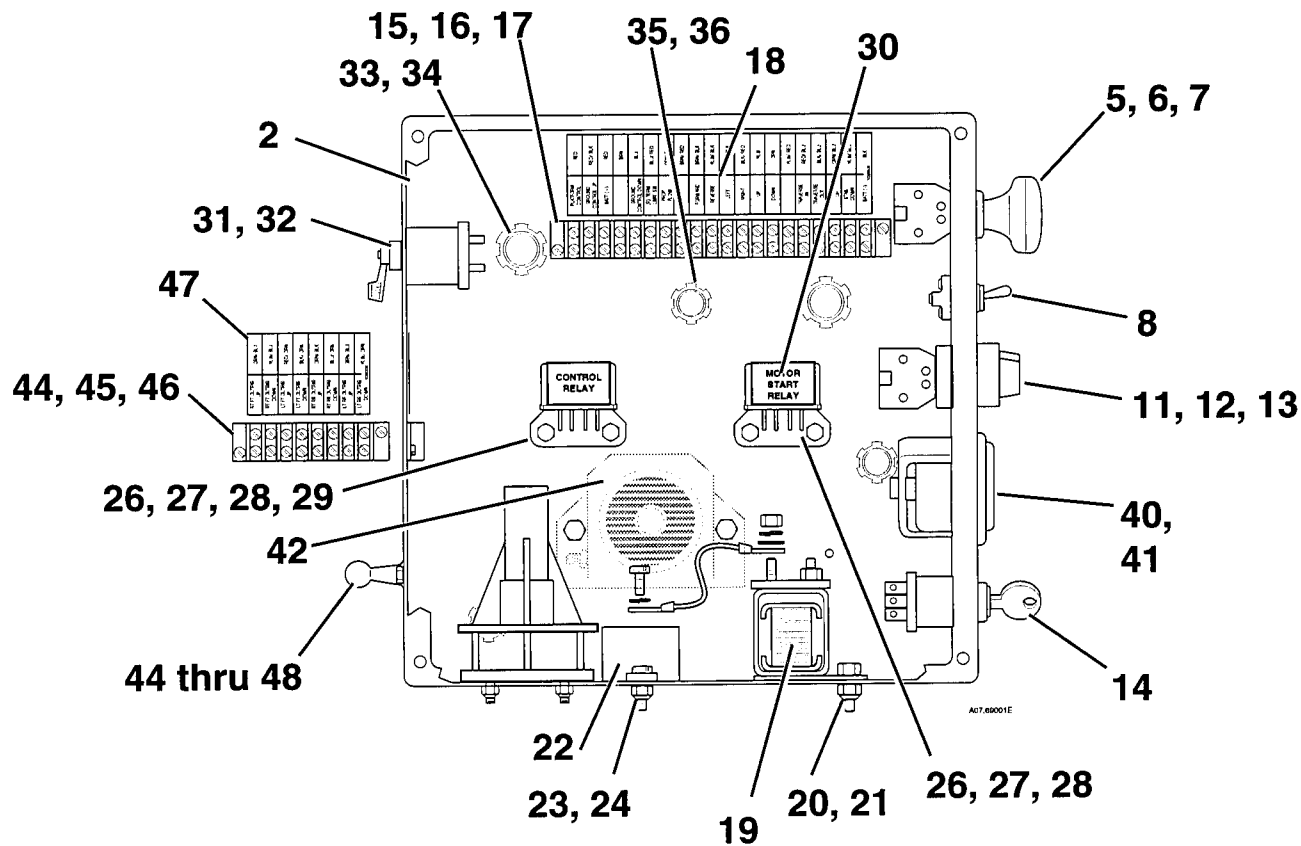
TITLE LOWER CONTROL BOX, ELECTRIC POWERED SCISSORS (PLATE 3 OF 3)

PLATE NO. 07.69

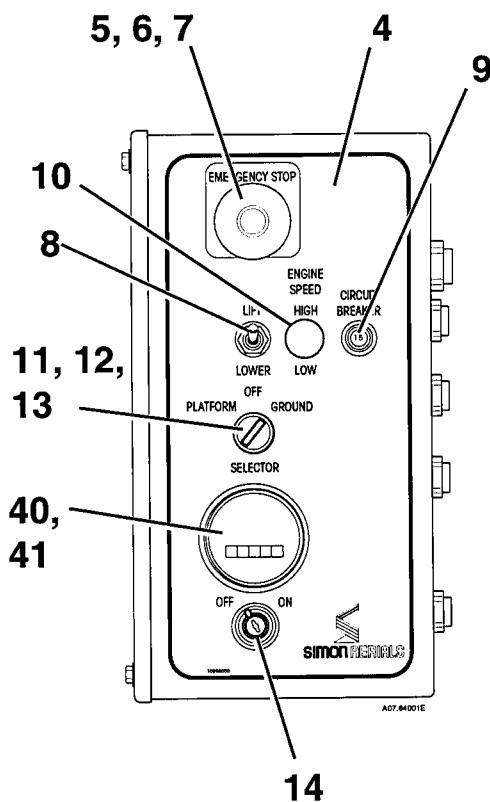
SIMON AERIALS INC.

NEW 05 DEC., 1996

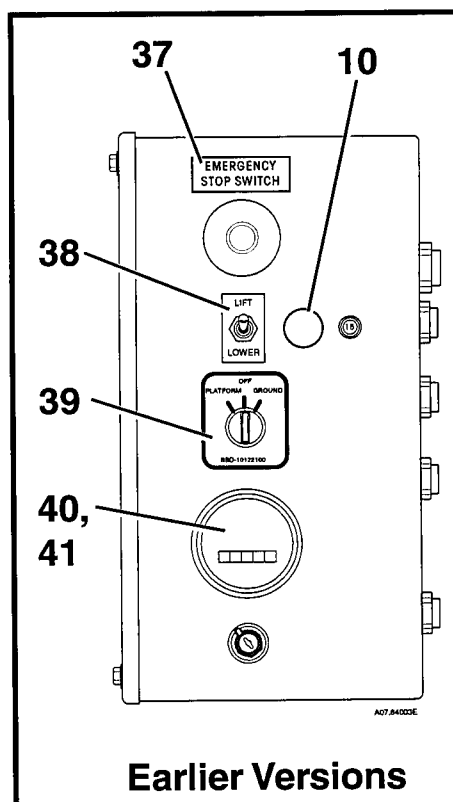
PART NO.



Left Side View



Right Side View



Earlier Versions

TITLE LOWER CONTROL BOX, ELECTRIC POWERED SCISSORS (PLATE 3 OF 3)

SIMON AERIALS INC.

NEW 05 DEC., 1996

PART
NO.

PLATE
NO.

07.69

PARTS LIST

ITEM	PART NO	SEE SECTION	DESCRIPTION	QTY.
1	352 6710		PLATFORM CONTROL BOX ASSEMBLY Electric powered scissors, without stabilizers or outriggers, and without optional traversing deck	
	352 6720		Fuel powered scissors, without stabilizers or outriggers, and without optional traversing deck	
2	221 8790		BOX, PLATFORM CONTROL (Upper control box)	1
			Plain box, for use with decal, Item 3 (current version) White, with black painted legends (earlier versions)	
3	10-272700		PLACARD, PLATFORM CONTROL (for current version)	1
4	03-702000		BUTTON, EMERGENCY STOP (Red, "Pull to release")	1
5	03-454900		BASE, SWITCH MOUNTING	1
6	03-437300		BLOCK, CONTACT (Normally closed)	2
7	03-020500		SWITCH, TOGGLE (Lift/ Lower) (3 position, momentary contact, single pole)	1
8	03-020400		SWITCH, TOGGLE (Drive speed) (2 position, maintained contact, single pole)	1
9	03-483100		LEVER, DRIVE CONTROL (Joystick)	1
10	07-013414		MACHINE SCREW, ROUND HEAD (#10-32 x 1/2", Grade 2)	2
11	03-619300		SWITCH, IGNITION (4 position) (for fuel powered scissors only)	1
12	03-427600		SWITCH, TOGGLE (Choke) (for fuel powered scissors only) (2 position, momentary contact, single pole)	1
13	03-020400		SWITCH, TOGGLE (Engine speed) (for fuel powered scissors) (2 position, maintained contact, single pole)	1
14	10-231700		DECAL, "ENGINE, CHOKE/ SPEED" (with fuel powered scissors only)	1
15	03-453700 03-490000		PLUG, HOLE (for leftmost hole, electric scissors) 1/2" (earlier versions) 3/4" (later versions)	1
16	03-453700		PLUG, HOLE (1/2") (for electric powered scissors only)	2
17	03-700700		SWITCH, FOOT OPERATED	1
18	03-700701		MICROSWITCH	1
19	03-085900		CABLE, ELECTRICAL (SJO, 3 conductor, #12 AWG) (Bulk item, order as needed. 4 ft [1.2 m] required here)	A.R.

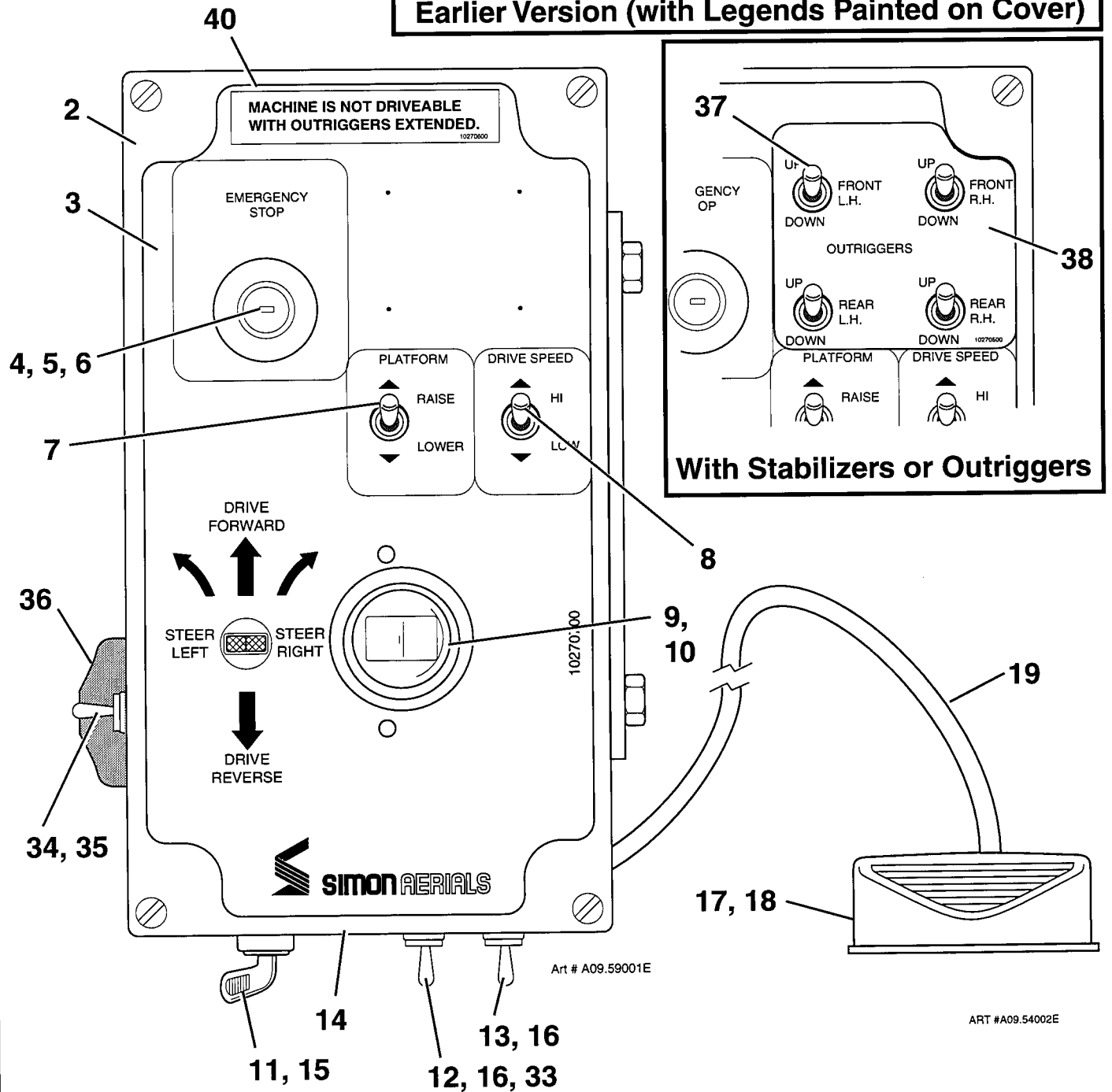
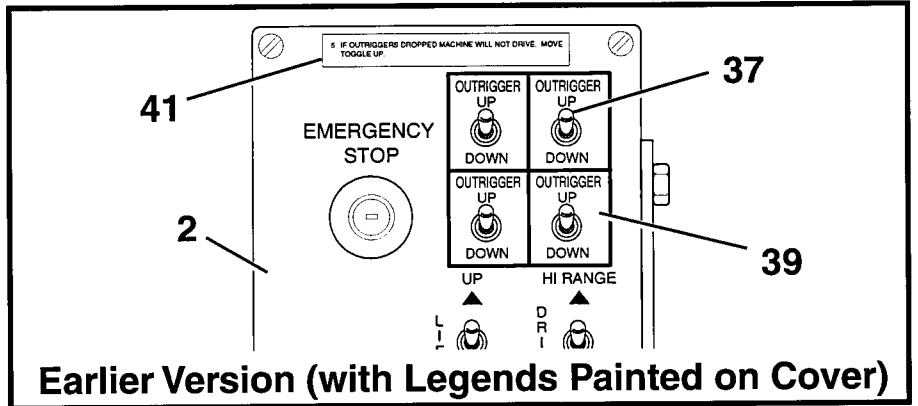
TITLE PLATFORM CONTROL BOX, SCISSORS (PLATE 1 OF 3)

PLATE NO. 09.59

SIMON AERIALS INC.

REV. 03 DEC., 1996

PART NO.



ART #A09.54002E

TITLE

PLATFORM CONTROL BOX, SCISSORS (PLATE 1 OF 3)

SIMON AERIALS INC.

REV. 03 DEC., 1996

PART
NO.

PLATE
NO.

09.59

PARTS LIST

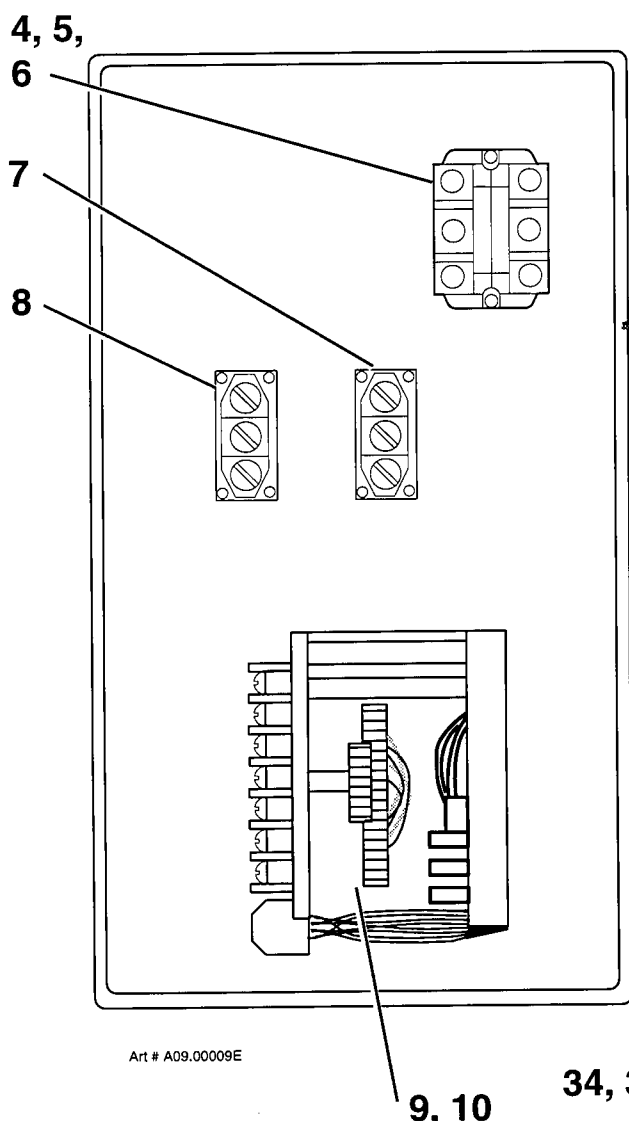
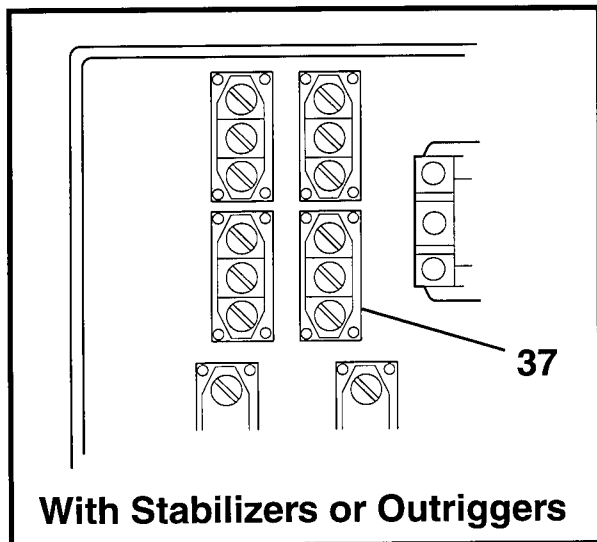
[illegible]

TITLE	PLATFORM CONTROL BOX, SCISSORS (PLATE 2 OF 3)
-------	---

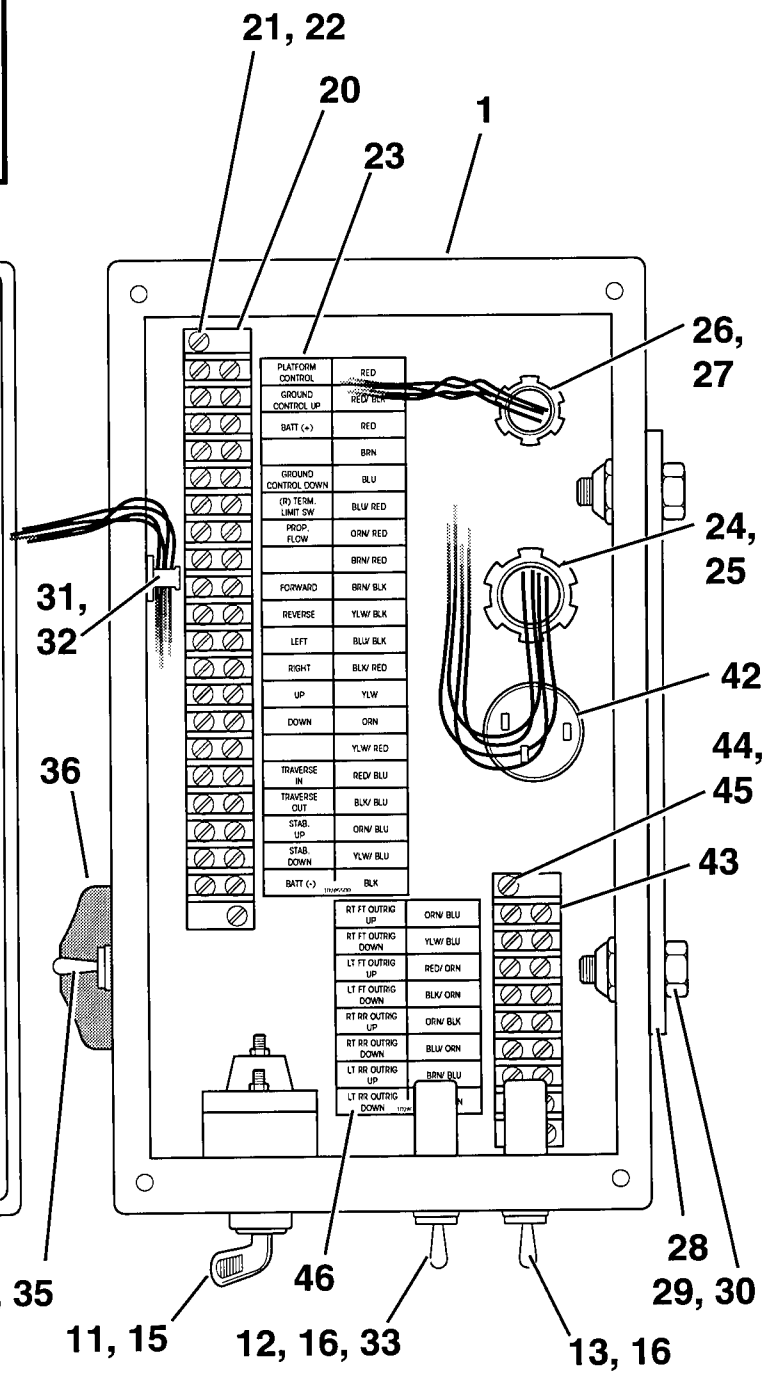
PLATE NO. 09.59	SIMON AERIALS INC.
-----------------	--------------------

REV. 03 DEC., 1996

PART
NO.



Art # A09.00009E



PARTS LIST

ITEM	PART NO	SEE SECTION	DESCRIPTION	QTY.
			The following items are not included with the Platform Control Box:	
33	10-207700		DECAL, "GLOW PLUG" (With optional Diesel engine. Mounts over "Choke" toggle.)	1
34	03-020500		SWITCH, TOGGLE (with traversing deck option) (3 position, momentary contact, single pole)	1
35	11-228900		DECAL, "TRAVERSE PLATFORM, IN/ OUT" (current)	1
36	11-201300		DECAL, "TRAVERSING DECK, IN/ OUT" (earlier version)	1
36	03-400700		GUARD, SWITCH (Traversing deck)	1
37	03-020500		SWITCH, TOGGLE (with stabilizers or outrigger option) (3 position, momentary contact, single pole)	A.R.
38			DECAL, "OUTRIGGER, UP/ DOWN" (current version)	1
	10-270300		when one outrigger switch is fitted	
	10-270400		when two outrigger switches are fitted	
	10-270500		when four outrigger switches are fitted	
39	47-101270		DECAL, "OUTRIGGER, UP/ DOWN" (earlier version)	A.R.
40	10-270600		DECAL, "MACHINE IS NOT DRIVEABLE . . ." (current)	1
41	47-101266		DECAL, "5. IF OUTRIGGERS DROPPED . . ." (earlier)	1
42	03-601800		ALARM, TILT (option)	1
43	03-744000		BLOCK, TERMINAL (8 position) (when both outriggers and traversing deck are fitted)	1
44	07-011335		MACHINE SCREW, PAN HEAD (#6-32 x 1/2", Grade 2)	2
45	07-050007		NUT, LOCK (#6-32, Grade 5)	2
46			DECAL, 8 POSITION TERMINAL BLOCK	1
	10-280100		For versions with optional side by side outriggers, and with optional traversing deck	
	10-280200		For versions with optional independent outriggers, with or without optional traversing deck	

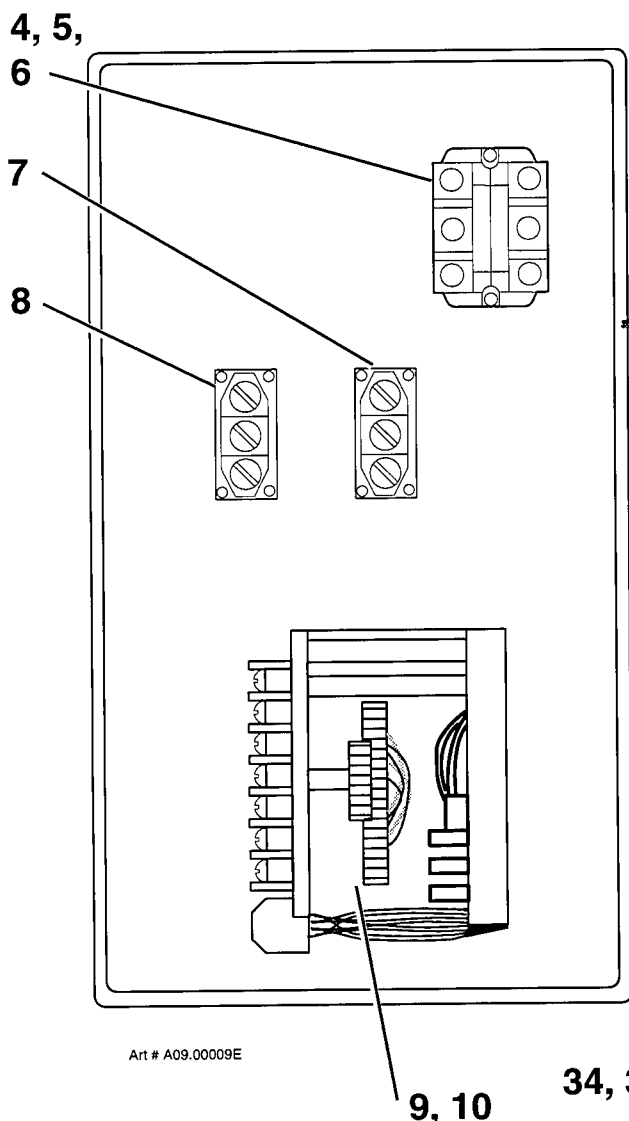
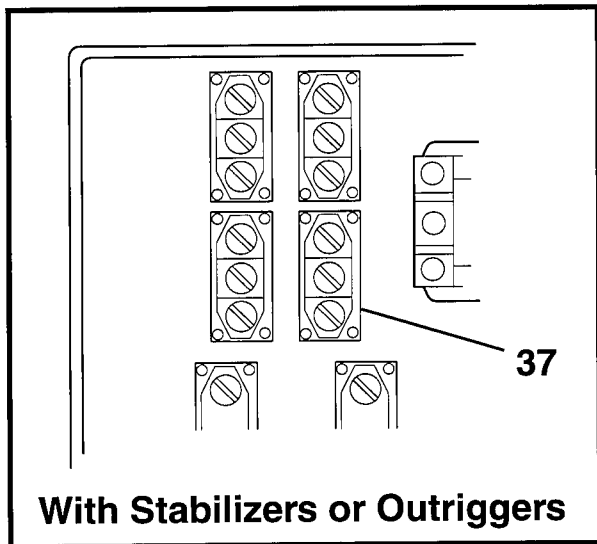
TITLE PLATFORM CONTROL BOX, SCISSORS (PLATE 3 OF 3)

PLATE NO. 09.59

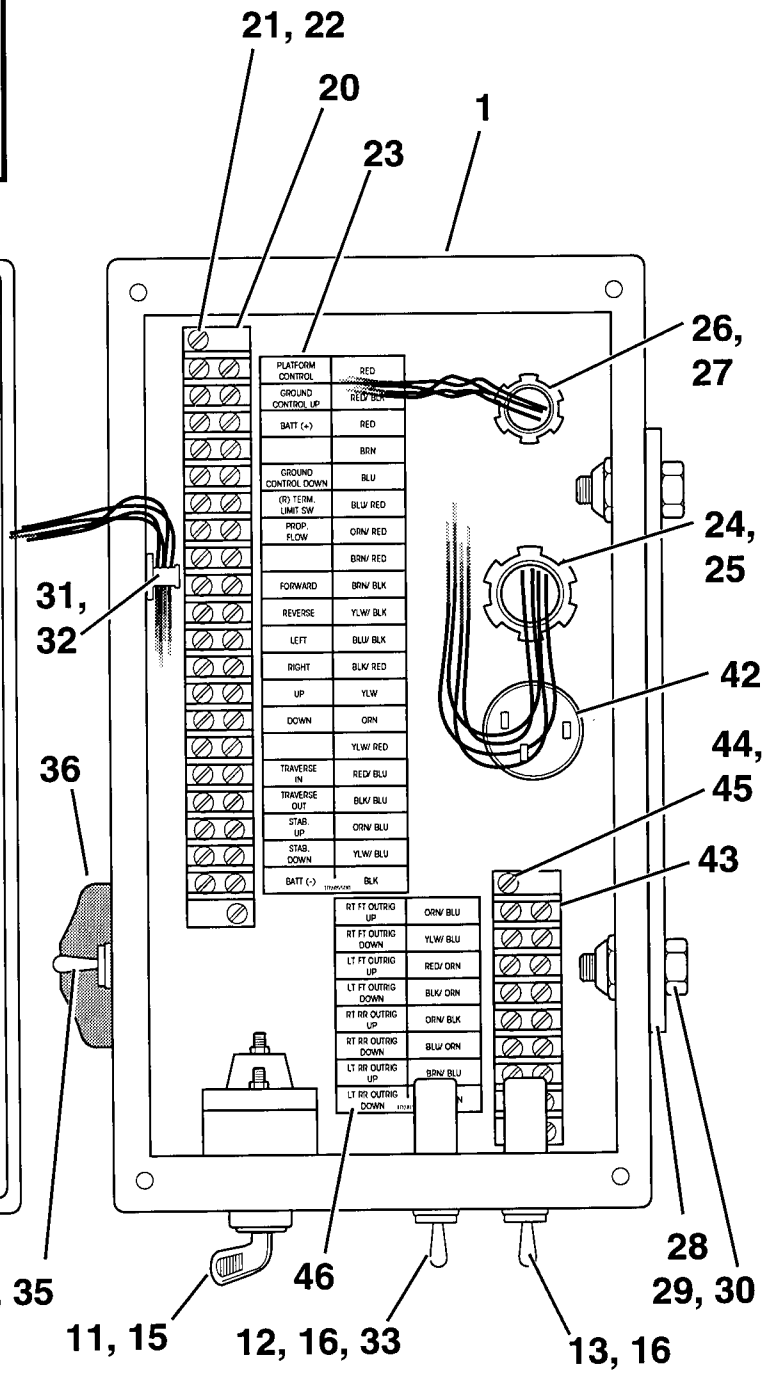
SIMON AERIALS INC.

REV. 03 DEC., 1996

PART NO.



Art # A09.00009E



PARTS LIST

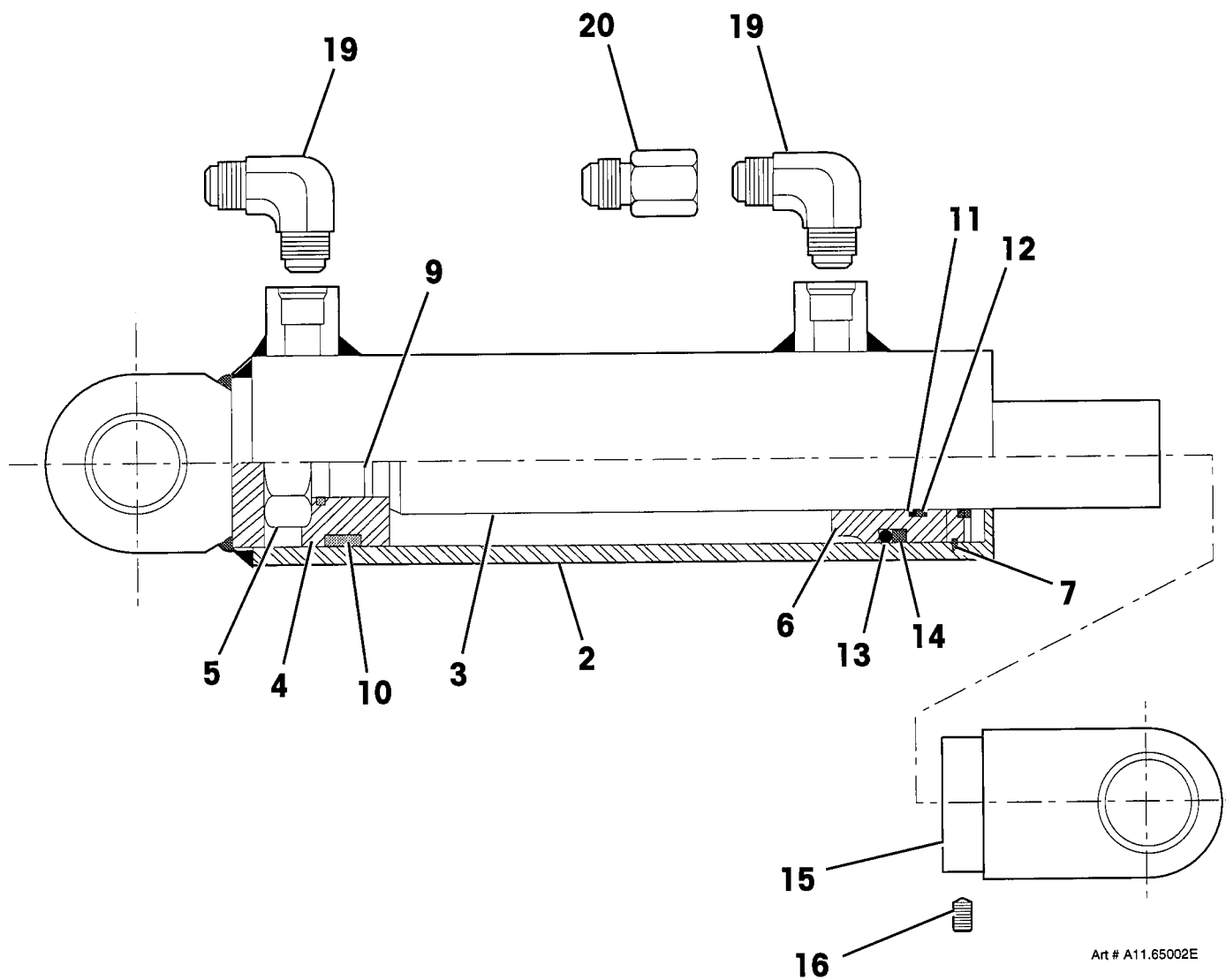
PARTS LIST				
ITEM	PART NO	SEE SECTION	DESCRIPTION	QTY.
1	04-050900		CYLINDER, STEER (2-1/2" bore, 1-1/8" rod, 6" stroke)	1
2			BODY, CYLINDER (2-1/2" [64 mm] bore)	1
3			ROD (1-1/8" [29 mm] dia.)	1
4			PISTON	1
5			NUT, HEX JAM	1
6			GUIDE, ROD	1
7	04-050901		RING, RETAINING (Internal)	1
8			SEAL KIT	1
9			"O"-RING	1
10			SEAL, "DURA PAK"	1
11			SEAL, "U" CUP	1
12			RING, WIPER	1
13			"O"-RING	1
14			RING, BACKUP	1
15			CLEVIS (Rod end)	1
16	223 1170		SET SCREW	1
17			PIN, CLEVIS (1" x 2-7/8" long)	2
18			PIN, COTTER (Hairpin) (1/8" x 2-1/2") (replaces 3/16" x 3-3/4"	2
	42-101060	cotter pin 07-118800 used earlier)		
			The following items are not included with Steer Cylinder 04-050900:	
19	06-216400		90° ELBOW, MALE 37° TO NPT (4-6 CTX-S) (6MP-4MJ 90°)	2
20	24-100696		RESTRICTOR (.060" [1.52 mm] orifice)	1

TITLE

STEER CYLINDER, MODEL 3020, 3715 OR 4612 SCISSORS

SECTION **11.** | PLATE NO. **65** | PAGE **01** | REV. **A** | DATED 20 SEP., 1996 | PART NO. **04-050900**

Simon Aerials Inc.
10600 West Brown Deer Road
Milwaukee Wisconsin 53224 USA
Parts Phone 1-800-47-SIMON
24 Hr (Machine) 414-362-8280
Fax 414-355-3172



Art # A11.65002E

Simon Aerials Inc.
10600 West Brown Deer Road
Milwaukee Wisconsin 53224 USA
Parts Phone 1-800-47-SIMON
24 Hr (Machine) 414-362-8280
Fax 414-355-3172

TITLE

STEER CYLINDER, MODEL 3020, 3715 OR 4612 SCISSORS

PART
NO.

04-050900

REV. A

DATED
20 SEP., 1996

SECTION

11.

PLATE NO.

65

PAGE

01

PARTS LIST

[illegible]**TITLE**

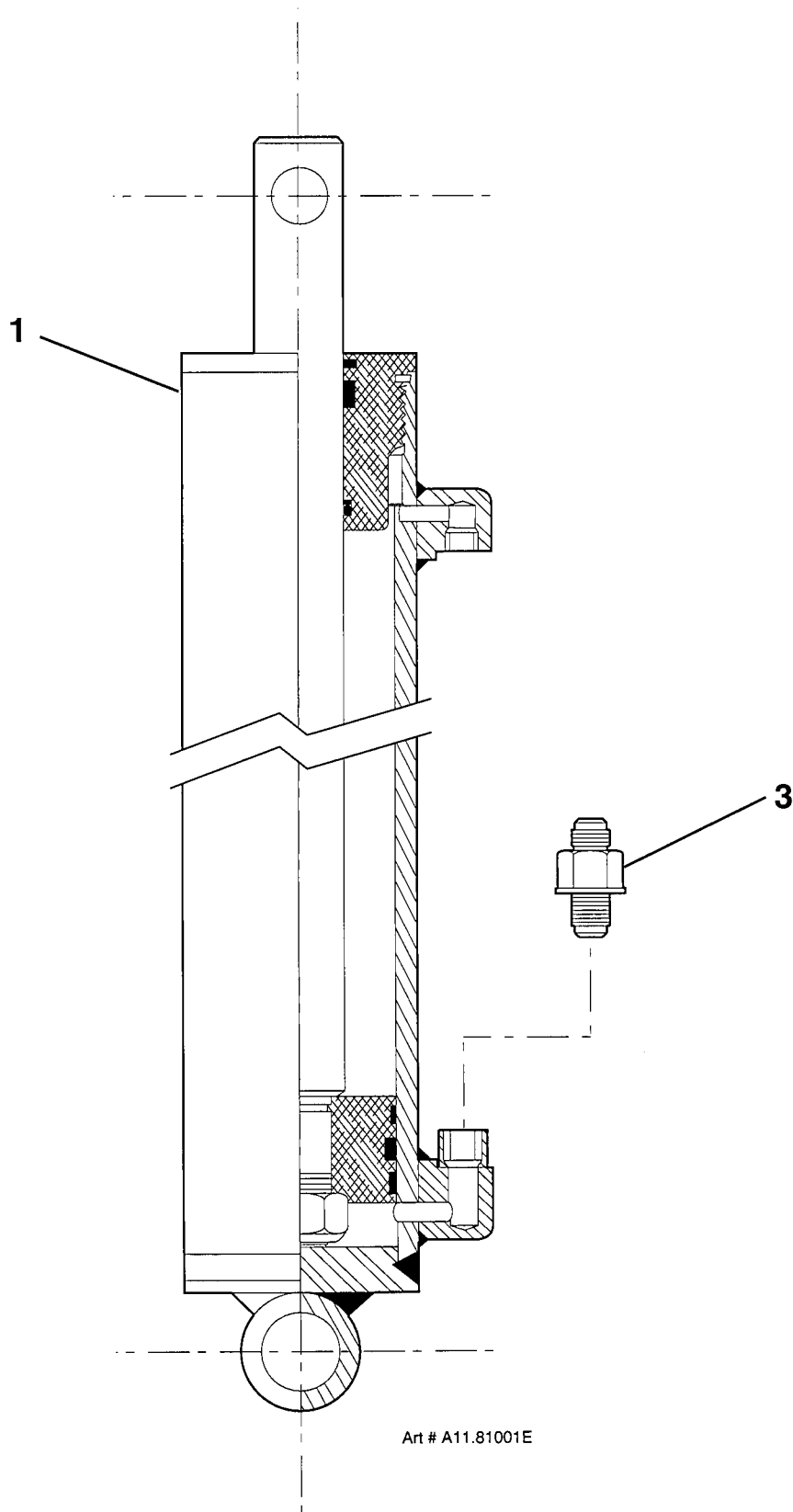
LIFT CYLINDER, SCISSORS (3020, UPPER)

PLATE NO. 11.74

SIMON AERIALS INC.

REV. 07 JAN., 1997

PART
NO.



TITLE

LIFT CYLINDER, SCISSORS (3020, UPPER)

SIMON AERIALS INC.

REV. 07 JAN., 1997

PART
NO.

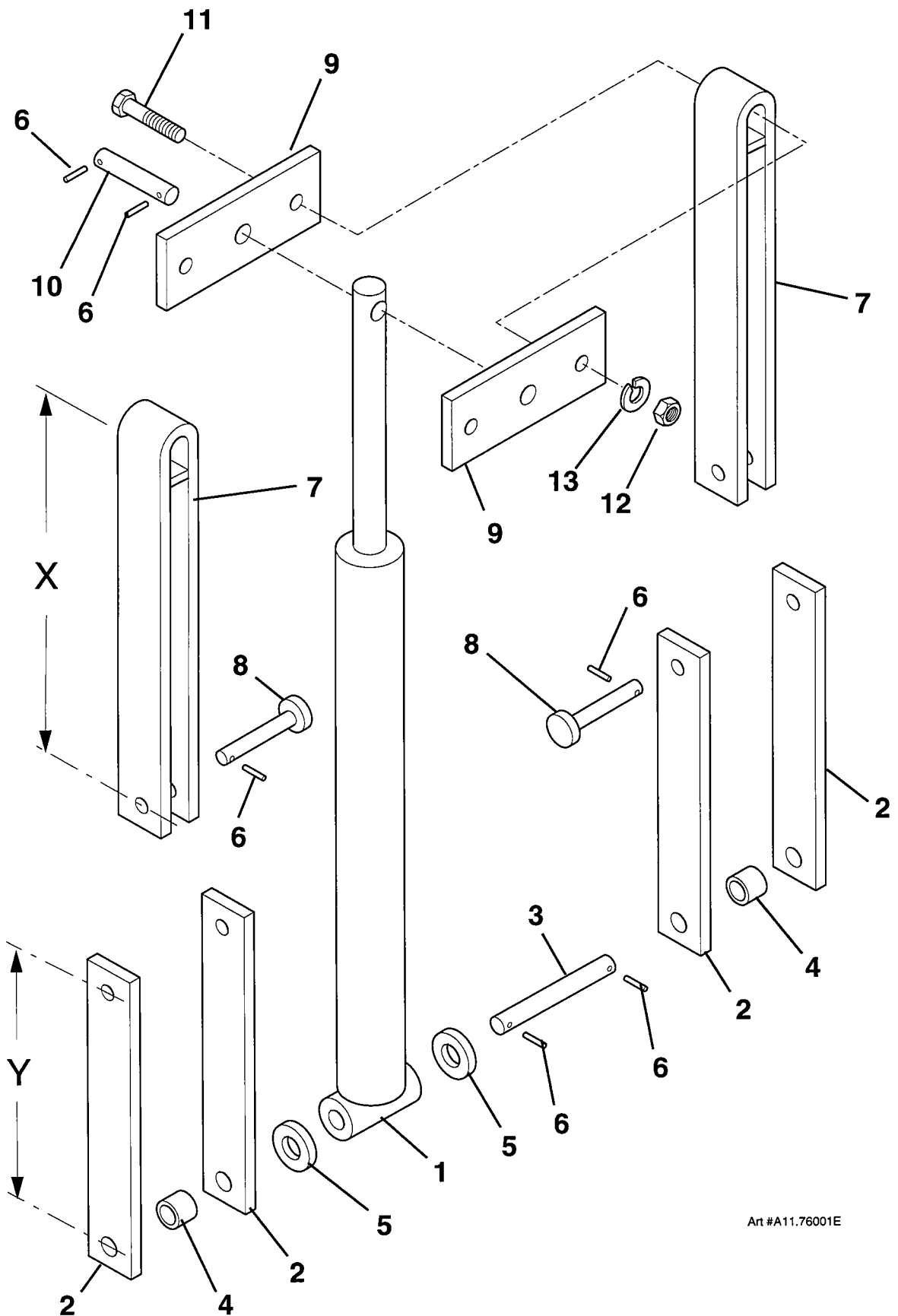
PLATE
NO. 11.74

[illegible]

11.76

REV. 06 JAN., 1997

**PART
NO.**



Art #A11.76001E

TITLE

LOWER LIFT CYLINDER MOUNTING, MODEL 3020 SCISSORS

SIMON AERIALS INC.

REV. 06 JAN., 1997

PART
NO.

PLATE
NO.

11.76

[illegible]

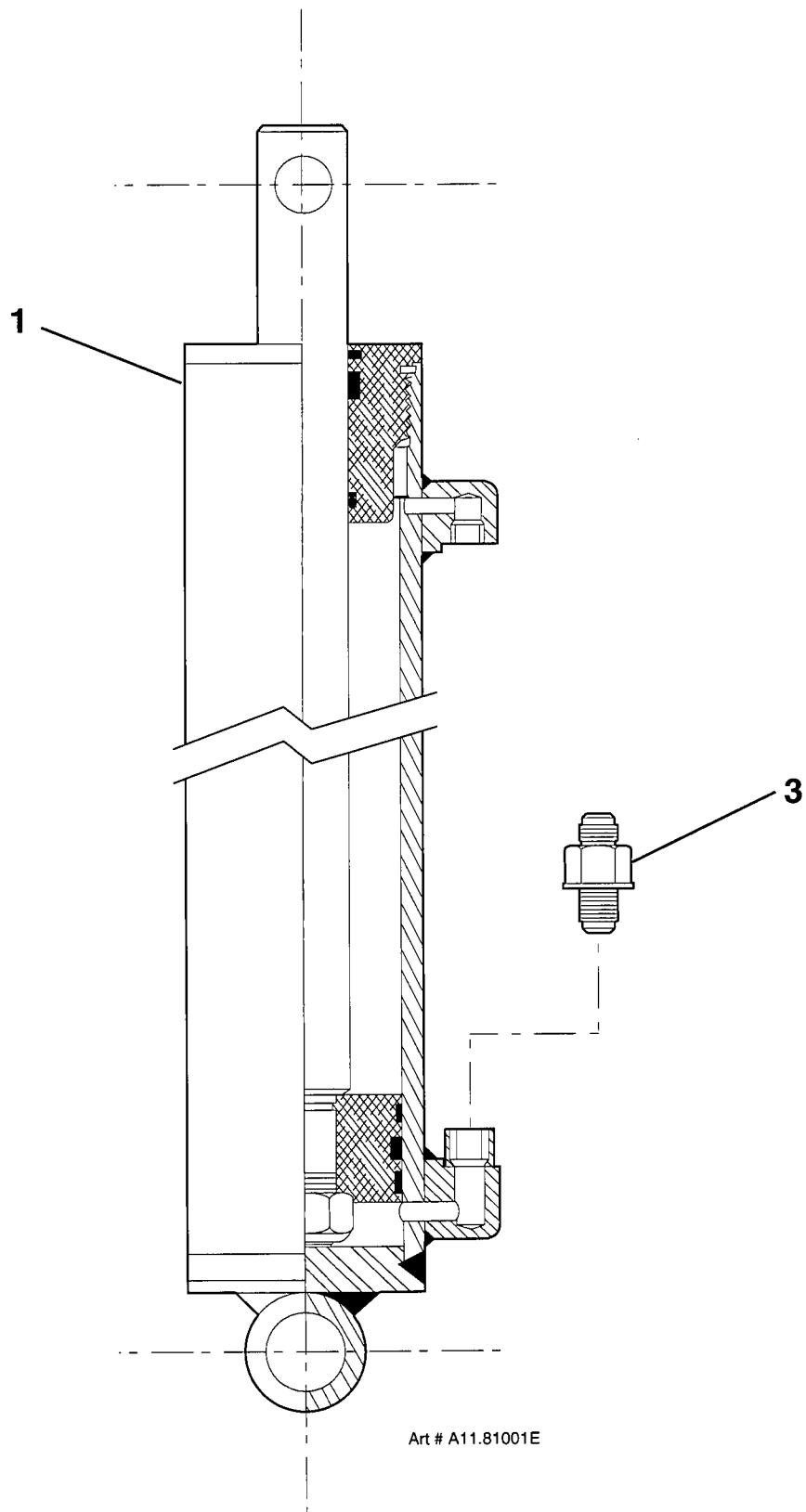
[illegible]

PLATE NO. 11.87

SIMON AERIALS INC.

REV. 07 JAN., 1997

PART
NO.



TITLE

LIFT CYLINDER, SCISSORS (3020, LOWER)

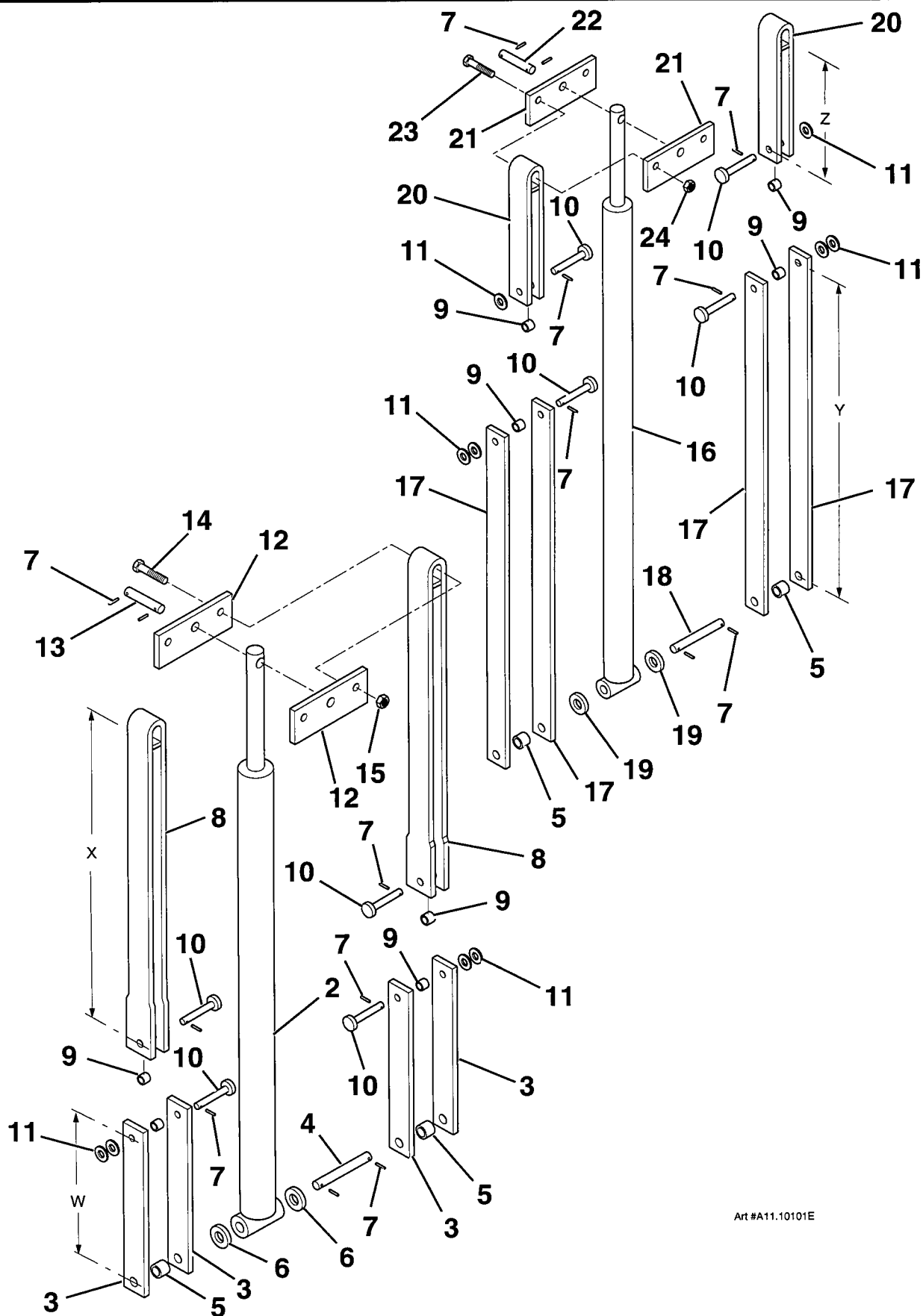
SIMON AERIALS INC.

REV. 07 JAN., 1997

PART
NO.

PLATE
NO. 11.87

PARTS LIST				
ITEM	PART NO	SEE SECTION	DESCRIPTION	QTY.
1	55-000700		LIFT CYLINDER MOUNTING KIT (Later versions. Recommended as upgrade to earlier versions.)	1
2	04-058500	11.87	CYLINDER, LIFT (Lower) (4" bore, 36" stroke)	1
3	237 0090		STRAP, LOWER LIFT CYLINDER (ref. "W" = 14.63" [37.2 cm])	4
4	237 0040		PIN, LOWER LIFT CYLINDER (Base end) (1.50" [38 mm] dia. x 8.63" [21.9 cm] long)	1
5	237 0170		SPACER (1.6" [40 mm] I.D. x .75" [19 mm] long)	4
6	07-062026		WASHER, FLAT (1-1/2")	2
7	07-100000		ROLL PIN (5/16" x 2")	16
8	237 0070		CLEVIS, LOWER LIFT CYLINDER (ref. "X" = 26.25" [66.7 cm])	2
9	08-083100		BUSHING (.875" I.D. x .75" long)	8
10	237 0050		PIN, CLEVIS (0.88" [22 mm] dia. x 2.0" [52 mm] long)	8
11	07-060023		WASHER, FLAT (7/8", SAE)	10
12	236 8990		PLATE, LOWER LIFT CYLINDER YOKE (3" x 8" x .88" thick [76 x 203 x 22 mm])	2
13	237 0010		PIN, LOWER LIFT CYLINDER (Rod end) (1.38" [35 mm] dia. x 4.81" [12.2 cm] long)	1
14	07-123500		CAP SCREW, HEX HEAD (1-1/8"-7 x 5", Grade 5)	2
15	07-123600		NUT, LOCK (1-1/8"-7, Grade 5)	2
16	04-058400	11.74	CYLINDER, LIFT (Upper) (3" bore, 36" stroke)	1
17	237 0080		STRAP, UPPER LIFT CYLINDER (ref. "Y" = 30.25" [76.8 cm])	4
18	237 0030		PIN, UPPER LIFT CYLINDER (Base end) (1.38" [35 mm] dia. x 7.63" [19.3 cm] long)	1
19	07-123400		WASHER, FLAT (1-3/8")	2
20	237 0060		CLEVIS, UPPER LIFT CYLINDER (ref. "Z" = 9.75" [24.8 cm])	2
21	237 0000		PLATE, UPPER LIFT CYLINDER YOKE (2.5" x 6.63" x .63" thick [63 x 168 x 16 mm])	2
22	237 0020		PIN, UPPER LIFT CYLINDER (Rod end) (1.25" [32 mm] dia. x 4.31" [10.9 cm] long)	1
23	07-122900		CAP SCREW, HEX HEAD (1"-8 x 4-1/2", Grade 5)	2
24	07-123000		NUT, LOCK (1"-8, Grade 5)	2
TITLE LIFT CYLINDER MOUNTING KIT, MODEL 3020 SCISSORS				
PLATE NO.	11.101	SIMON AERIALS INC.		PART NO. 55-000700



Art #A11.10101E

TITLE

LIFT CYLINDER MOUNTING KIT, MODEL 3020 SCISSORS

SIMON AERIALS INC.

NEW 06 JAN., 1997

PART
NO.

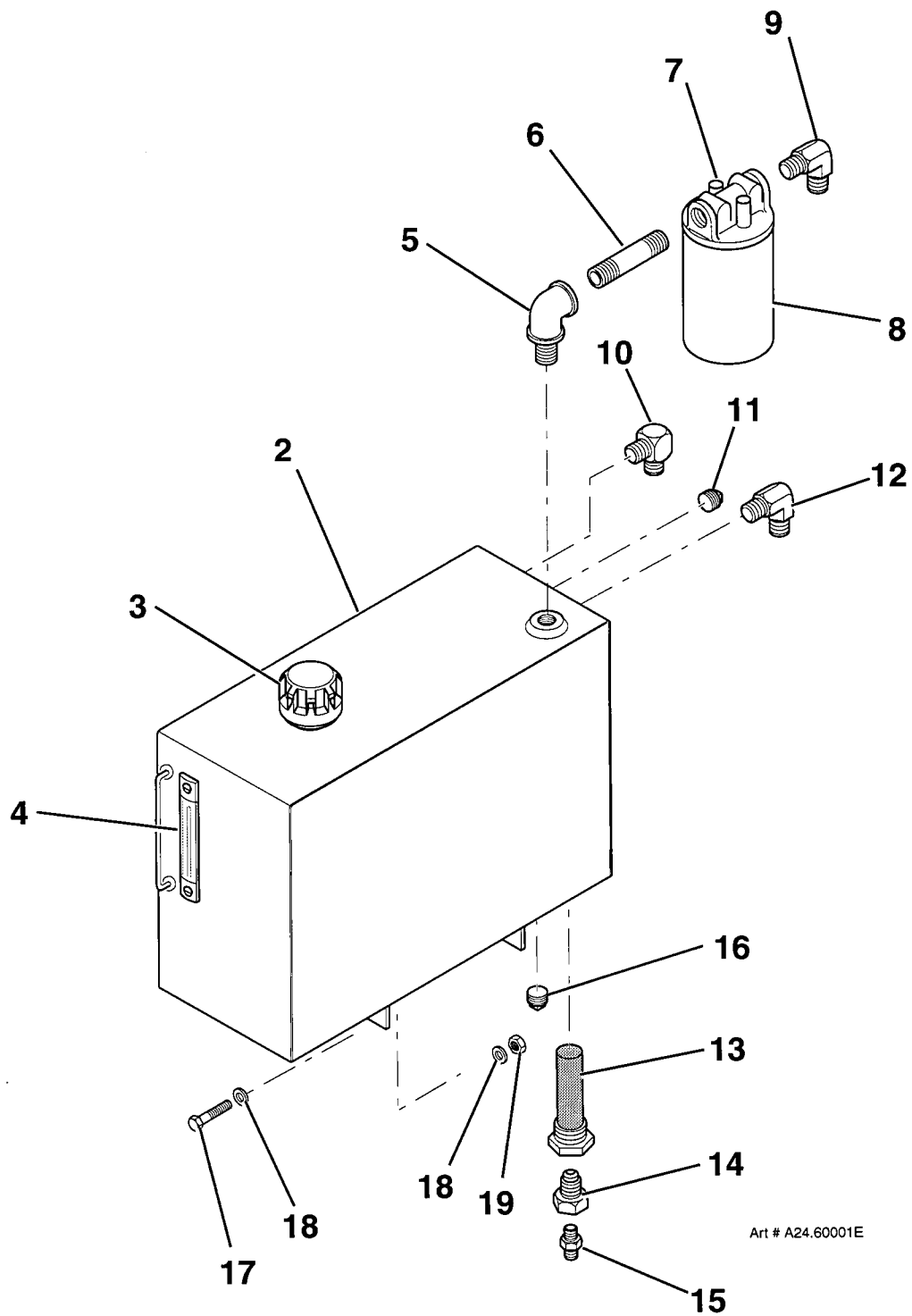
55-000700

PLATE
NO.

11.101

[illegible]

PLATE NO. 24.60	SIMON AERIALS INC.	NEW 15 NOV., 1996	PART NO. 354 9370
-----------------	--------------------	-------------------	-------------------



Art # A24.60001E

TITLE

HYDRAULIC TANK ASSEMBLY, 14 GAL. (53 L)

SIMON AERIALS INC.

NEW 15 NOV., 1996

PART
NO.

354 9370

PLATE
NO.

24.60

PARTS LIST

ITEM	PART NO	SEE SECTION	DESCRIPTION	QTY.
1	354 9390		HYDRAULIC SUBPLATE ASSEMBLY (For models 3020, 3715 or 4612G or RT Scissors with 24 HP Gas Engine.) (For models 3020, 3715 or 4612E Scissors.)	
2	222 5630		PLATE, HYDRAULIC COMPONENT MOUNTING	1
3	01-108600		MANIFOLD, 4 STATION (replaces 01-101600)	1
4	07-003025		CAP SCREW, HEX HEAD (5/16"-18 x 1", Grade 5)	4
5	07-065015		WASHER, HELICAL LOCK (5/16")	4
6	01-102300		CARTRIDGE, PRESSURE RELIEF	1
7	06-060100		REDUCER, TUBE END (6-4 TRTX-S) (4MJ-6FJ)	1
8	06-057500		NUT, TUBE (6 BTX-S)	1
9	06-050000		BRANCH TEE, MALE "O"-RING TO 37° (6 S5OX-S)	
			(6MJ-6MJ-6MB)	1
10	06-086600		ADAPTER, "O"-RING TO FEMALE NPT (6-1/4 F5OG-S) (6MB-4FP)	1
11	01-021000		GAUGE, HYDRAULIC PRESSURE (0-4000 PSI [0-28,000 kPa]) (1/4" Male NPT)	1
12	---		FITTING (6MB)	1
13	06-400300		ADAPTER, MALE "O"-RING TO MALE NPT (6MB-6MP)	1
14	06-072800		FEMALE PIPE TEE (3/8 MMO-S) (6FP-6FP-6FP)	1
15	06-000900		CONNECTOR, MALE 37° TO NPT (6-6 FTX-S)	
			(6MP-6MJ)	1
16	06-001100		CONNECTOR, MALE 37° TO NPT (8 FTX-S) (6MP-8MJ)	1
17	06-039500		ADAPTER, "O"-RING TO 37° (4-6 F5OX-S) (6MB-4MJ)	2
18			FITTING	2
	24-100430		PLUG (6MB) (without optional Traversing Deck)	
	---		FITTING (6MB) (with optional Traversing Deck)	
19	---		FITTING, 6MB-6FP	1
20	06-001100		CONNECTOR, MALE 37° TO NPT (8 FTX-S) (6MP-8MJ)	1
21	24-100430		PLUG (6MB)	1
22	06-086600		ADAPTER, "O"-RING TO FEMALE NPT (6-1/4 F5OG-S) (6MB-4FP)	1
23	06-216500		NIPPLE, PIPE (3/8 x 1/4 FF) (4MP-6MP)	1

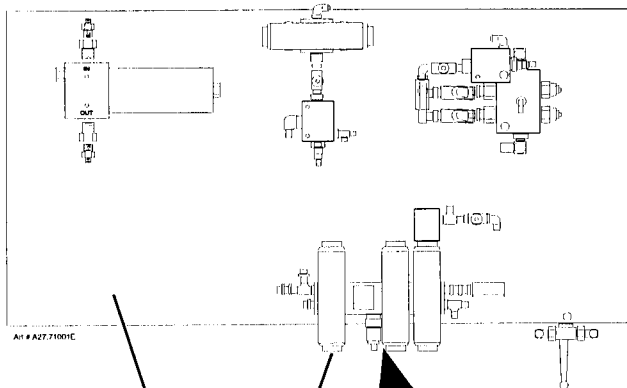
TITLE HYDRAULIC SUBPLATE, 3020, 3715, 4612 SCISSORS (PLATE 1 OF 5)

PLATE NO. 27.71

SIMON AERIALS INC.

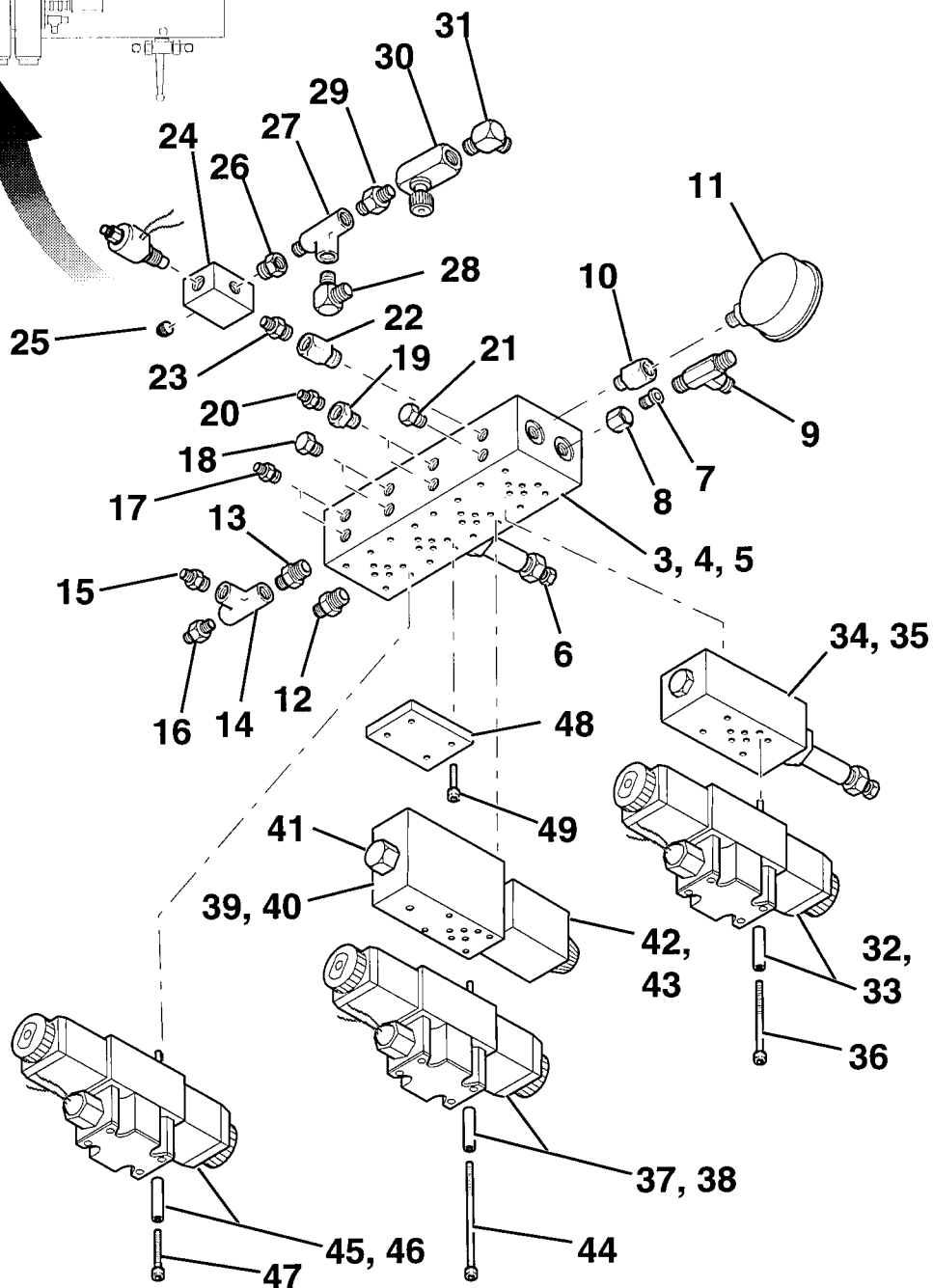
REV. 09 JAN., 1997

PART NO.



2

3 thru 49



Art # A27.71002E

TITLE HYDRAULIC SUBPLATE, 3020, 3715, 4612 SCISSORS (PLATE 1 OF 5)

SIMON AERIALS INC.

REV. 09 JAN., 1997

PART
NO.

PLATE
NO.

27.71

PARTS LIST

ITEM	PART NO	SEE SECTION	DESCRIPTION	QTY.
24	01-246800		HYDRAULIC SUBPLATE ASSEMBLY (continued) VALVE, HOLDING (Lift cylinders) (includes cartridge and coil) (was 16-800328)	1
25	06-079900		PLUG, HEX SOCKET NPT (3/8 HHP-S) (6MP)	1
26	06-070700		REDUCER, PIPE THREAD (3/8 x 1/4 PTR-S) (6MP-4FP)	1
27	06-074700		STREET TEE (1/4 MRO-S) (4MP-4FP-4FP)	1
28	06-003500		90° ELBOW, MALE 37° TO NPT (4-4 CTX-S) (4MP-4MJ 90°)	1
29	06-076900		NIPPLE, PIPE THREAD (1/4 FF-S) (4MP-4MP)	1
30	01-101400		VALVE, 1-WAY FLOW CONTROL (Lift cylinders) (replaces 16-700231)	1
31	06-003800		90° ELBOW, MALE 37° TO NPT (6 CTX-S) (4MP-6MJ 90°)	1
32	01-109300		VALVE, DIRECTIONAL (Lift/ Lower) (D03)	1
33	01-109301		COIL, LIFT/ LOWER VALVE (12 Volt DC)	2
34	01-113400		VALVE, RELIEF ("Sandwich" Valve. Pilot operated)	1
35	01-113401		CARTRIDGE, PRESSURE RELIEF	1
36	07-008360		CAP SCREW, HEX SOCKET HEAD (#10-24 x 2-3/4", Grade 8)	4
37	01-109500		VALVE, DIRECTIONAL (Drive Forward/ Reverse) (D03)	1
38	01-109501		COIL, DRIVE VALVE (12 Volt DC)	2
39	01-105400		VALVE, PROPORTIONAL FLOW (10 gpm [42 L/ min])	1
40	01-105404		SEAL KIT, PROPORTIONAL VALVE	1
41	01-105401		VALVE, DIFFERENTIAL CONTROL (marked "CP700-2L-B-0-15D")	1
42	01-105402		CARTRIDGE, PROPORTIONAL FLOW VALVE (marked "CP550-30-B-5-12D")	1
43	01-105405		COIL, PROPORTIONAL FLOW VALVE (marked "D14-68P-28", 12 Volt DC, 2 Amp)	1
44	07-008369		CAP SCREW, HEX SOCKET HEAD (#10-24 x 5", Grade 8)	4
45	01-109400		VALVE, DIRECTIONAL (Steer) (D03)	1
46	01-109401		COIL, STEER VALVE (12 Volt DC)	2
47	07-008354		CAP SCREW, HEX SOCKET HEAD (#10-24 x 1-1/4", Grade 8)	4
48	16-100027		PLATE, BLANKING	1
49	07-008350		CAP SCREW, HEX SOCKET HEAD (#10-24 x 1/2", Grade 8)	4

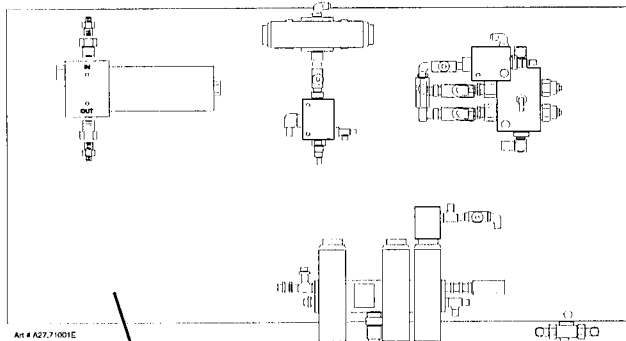
TITLE HYDRAULIC SUBPLATE, 3020, 3715, 4612 SCISSORS (PLATE 2 OF 5)

PLATE NO. 27.71

SIMON AERIALS INC.

REV. 09 JAN., 1997

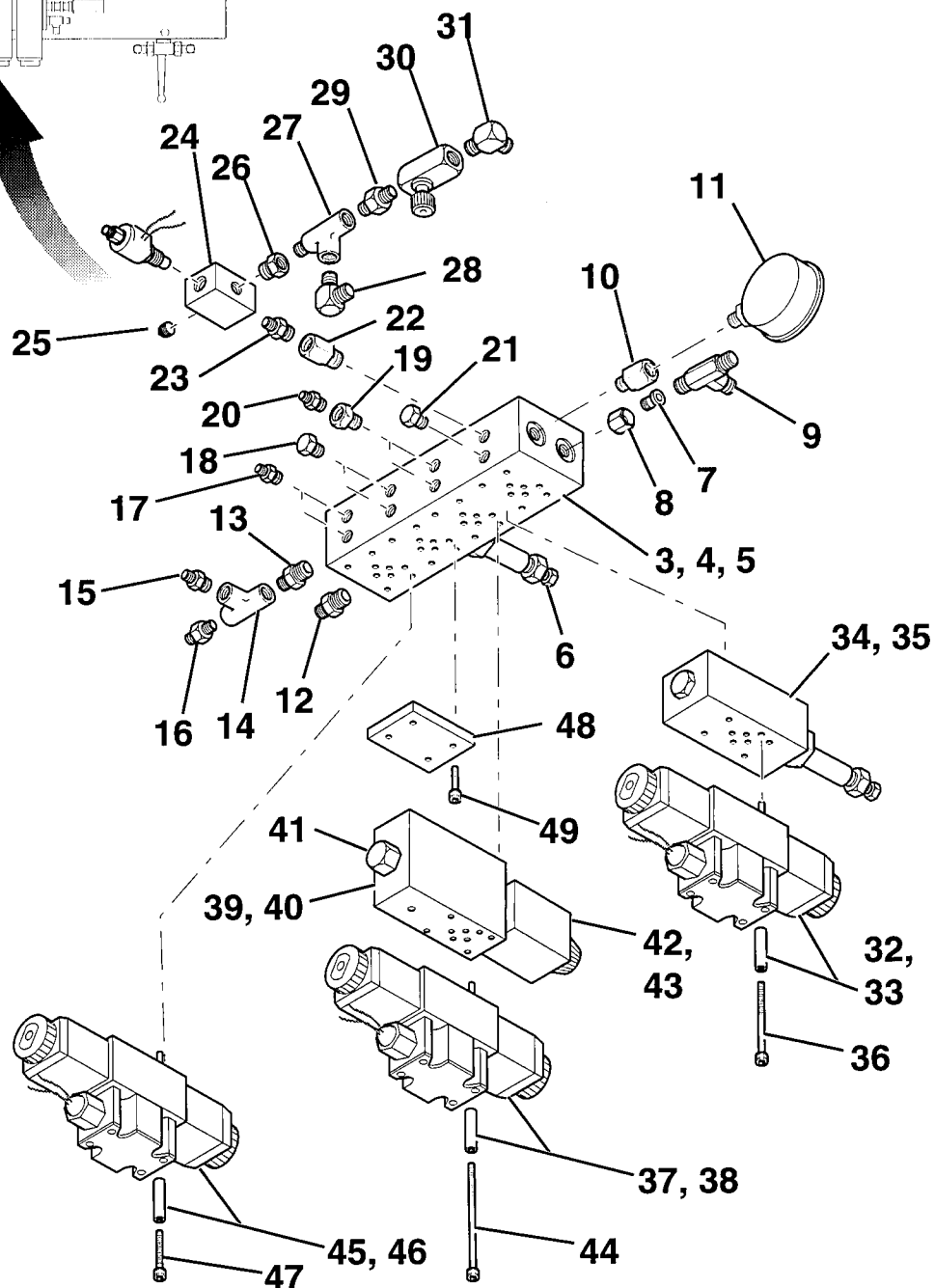
PART NO.



Art # A27.71001E

2

3 thru 49



Art # A27.71002E

TITLE HYDRAULIC SUBPLATE, 3020, 3715, 4612 SCISSORS (PLATE 2 OF 5)

SIMON AERIALS INC.

REV. 09 JAN., 1997

PART
NO.

PLATE
NO.

27.71

PARTS LIST

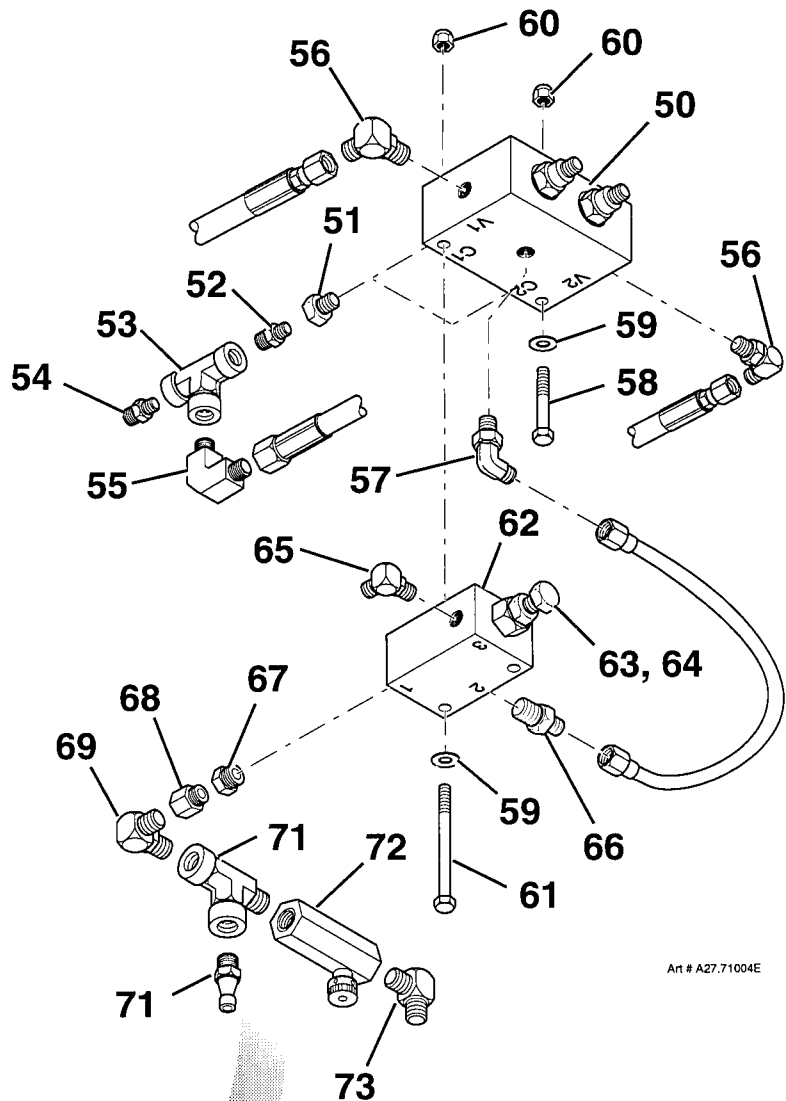
ITEM	PART NO	SEE SECTION	DESCRIPTION	QTY.
50	01-012400		HYDRAULIC SUBPLATE ASSEMBLY (continued)	
51	06-304400		VALVE, MOTION CONTROL (with shuttle) (0 to 30 gpm)	1
			ADAPTER, "O"-RING TO FEMALE NPT	
			(10-1/2 F5OG-S) (10MB-8FP)	2
52	06-077400		NIPPLE, PIPE THREAD (1/2 FF-S) (8MP-8MP)	2
53	06-072900		FEMALE PIPE TEE (1/2 MMO-S) (8FP-8FP-8FP)	2
54	06-001300		CONNECTOR, MALE 37° TO NPT (8-8 FTX-S)	
			(8MJ-8MP)	2
55	06-216300		90° ELBOW, MALE 37° TO NPT (4-8 CTX-S)	
			(4MJ-8MP 90°)	2
56	06-045000		90° ELBOW, "O"-RING TO 37° (8-10 C5OX-S)	
			(8MJ-10MB 90°)	2
57	06-044300		90° ELBOW, "O"-RING TO 37° (4 C5OX-S)	
			(4MB-4MJ 90°)	1
58	07-003029		CAP SCREW, HEX HEAD (5/16"-18 x 2", Grade 5)	1
59	07-062015		WASHER, FLAT (5/16")	2
60	07-050015		NUT, LOCK (5/16"-18, Grade 5)	2
61	07-003035		CAP SCREW, HEX HEAD (5/16"-18 x 3-1/2", Grade 5)	1
62	01-012800		VALVE, PRESSURE REDUCING (100 to 300 psi	
			[6.9 to 20.7 bar], @ 10 gpm [37.9 L/ min])	1
63	01-012801		SEAL KIT, PRESSURE REDUCING VALVE	1
64	01-012802		CARTRIDGE, PRESSURE REDUCING VALVE	1
65	06-044600		90° ELBOW, "O"-RING TO 37° (6 C5OX-S)	
			(6MB-6MJ 90°)	1
66	06-039600		ADAPTER, "O"-RING TO 37° (4-8 F5OX-S) (4MJ-8MB)	1
67	06-086800		ADAPTER, "O"-RING TO FEMALE NPT (8-1/4 F5OG5-S)	
			(8MB-4FP)	1
68	06-303800		CONNECTOR, MALE TO FEMALE NPT (1/4 x 1/4 FG-S)	
			(4MP-4FP)	1
69	06-082500		90° ELBOW, MALE PIPE THREAD (1/4 CR-S)	
			(4MP-4MP 90°)	1
70	06-074700		STREET TEE (1/4 MRO-S) (4MP-4FP-4FP)	1
71	24-100842		FITTING, DIAGNOSTIC (PD 343)	1
72	01-103300		VALVE, 1-WAY FLOW CONTROL (Brake)	
			(replaces 01-101400)	1
73	06-000400		CONNECTOR, MALE 37° TO NPT (4-4 FTX-S)	
			(4MJ-4MP)	1

TITLE HYDRAULIC SUBPLATE, 3020, 3715, 4612 SCISSORS (PLATE 3 OF 5)

PLATE NO. 27.71 **SIMON AERIALS INC.**

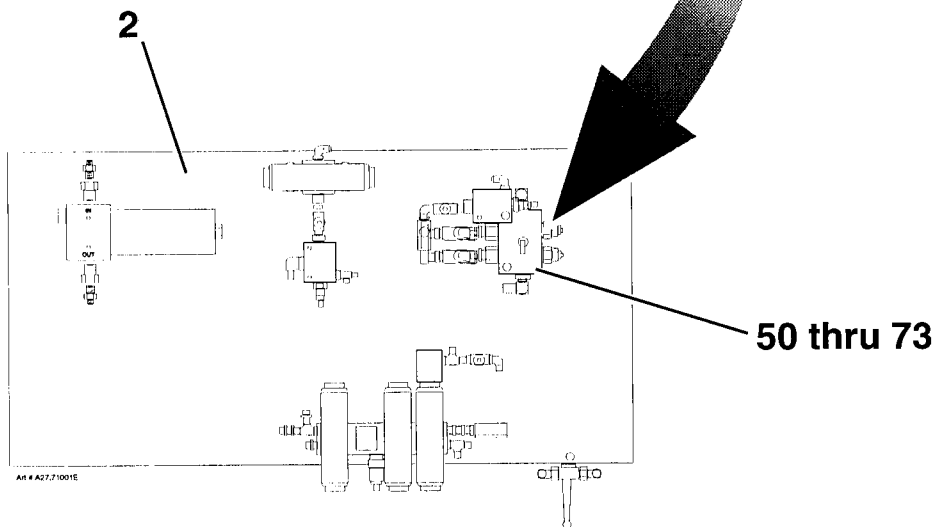
REV. 09 JAN., 1997

PART NO.



Art # A27.71004E

Motion Control Valve



Art # A27.71001E

TITLE HYDRAULIC SUBPLATE, 3020, 3715, 4612 SCISSORS (PLATE 3 OF 5)

SIMON AERIALS INC.

REV. 09 JAN., 1997

**PART
NO.**

**PLATE
NO.**

27.71

PARTS LIST

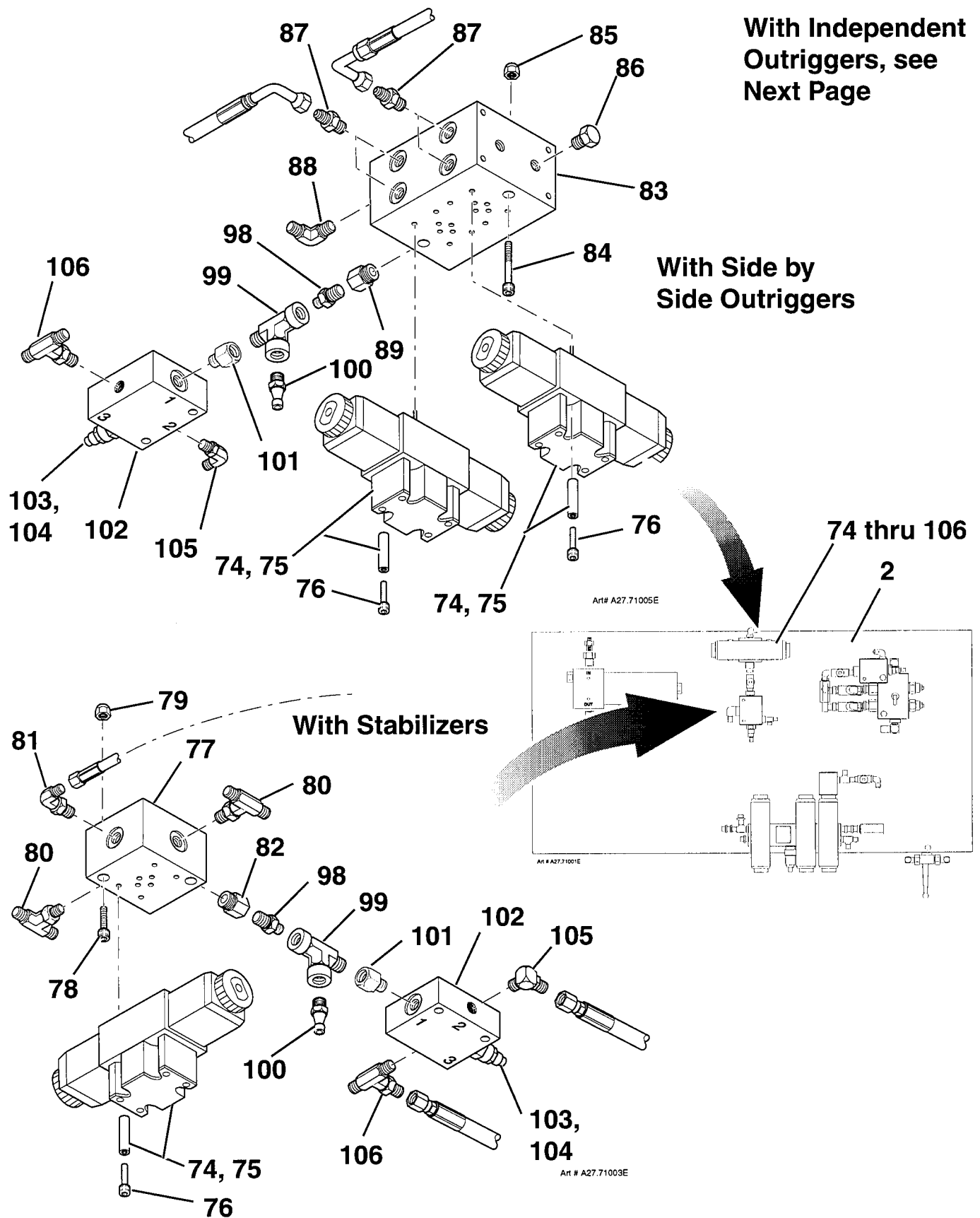
ITEM	PART NO	SEE SECTION	DESCRIPTION	QTY.
74	01-109500		HYDRAULIC SUBPLATE ASSEMBLY (continued) VALVE, DIRECTIONAL (D03) When Stabilizers are fitted	A.R. 1
			When optional Side by Side Outriggers are fitted	2
			When optional Independent Outriggers are fitted	4
75	01-109501		COIL, DRIVE VALVE (12 Volt DC)	2
76	07-008354		CAP SCREW, HEX SOCKET HEAD (#10-24 x 1-1/4", Grade 8) (4 used per Directional Valve)	A.R.
77	01-078100		SUB PLATE, VALVE (Single station. When Stabilizers are fitted.)	1
78	07-008004		CAP SCREW, HEX SOCKET HEAD (1/4"-20 x 1-1/2", Grade 8)	2
79	07-050014		NUT, HEX LOCK (1/4"-20, Grade 5)	2
80	06-050000		BRANCH TEE, MALE "O"-RING TO 37° (6 S5OX-S) (6MJ-6MJ-6MB)	2
81	06-044600		90° ELBOW, "O"-RING TO 37° (6 C5OX-S) (6MJ-6MB 90°)	1
82	06-086600		ADAPTER, "O"-RING TO FEMALE NPT (6-1/4 F5OG-S) (6MB-4FP)	1
83	16-101310		MANIFOLD, 2 STATION (When optional Side by Side Outriggers are fitted)	1
84	07-008004		CAP SCREW, HEX SOCKET HEAD (1/4"-20 x 1-1/2", Grade 8)	2
85	07-050014		NUT, HEX LOCK (1/4"-20, Grade 5)	2
86	06-079600		FITTING PLUG, HEX SOCKET NPT (1/2 HHP-S) (8MP) (without optional Traversing Deck)	2
	---		FITTING (8MP) (with optional Traversing Deck)	
87	06-000900		CONNECTOR, MALE 37° TO NPT (6-6 FTX-S) (6MP-6MJ)	4
88	06-004100		90° ELBOW, MALE 37° TO NPT (6-8 CTX-S) (8MP-6MJ 90°)	1
89	06-071000		REDUCER, PIPE THREAD (1/2 x 1/4 PTR-S) (8MP-4FP)	1

TITLE HYDRAULIC SUBPLATE, 3020, 3715, 4612 SCISSORS (PLATE 4 OF 5)

PLATE NO. 27.71 **SIMON AERIALS INC.**

REV. 09 JAN., 1997

PART NO.



TITLE HYDRAULIC SUBPLATE, 3020, 3715, 4612 SCISSORS (PLATE 4 OF 5)

SIMON AERIALS INC.

REV. 09 JAN., 1997

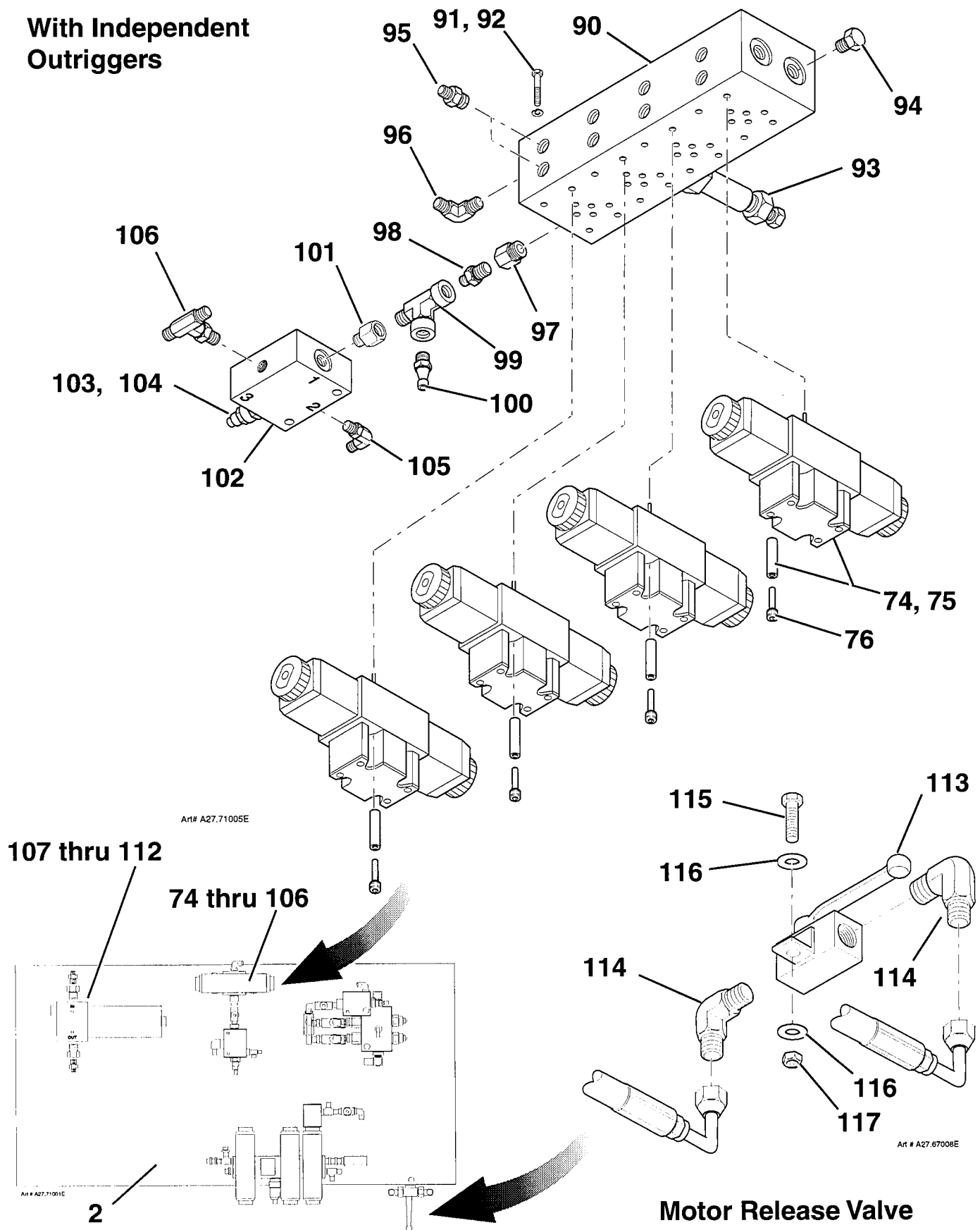
PART NO.

PLATE NO.

27.71

PARTS LIST				
ITEM	PART NO	SEE SECTION	DESCRIPTION	QTY.
90	01-108600		HYDRAULIC SUBPLATE ASSEMBLY (continued) MANIFOLD, 4 STATION (replaces 01-101600) (When optional Independent Outriggers are fitted)	1
91	07-003025		CAP SCREW, HEX HEAD (5/16"-18 x 1", Grade 5)	4
92	07-065015		WASHER, HELICAL LOCK (5/16")	4
93	01-102300		CARTRIDGE, PRESSURE RELIEF	1
94			FITTING	2
	24-100430		PLUG (6MB) (without optional Traversing Deck)	
	- - -		FITTING (6MB) (with optional Traversing Deck)	
95	06-039800		ADAPTER, "O"-RING TO 37° (6 F5OX-S) (6MB-6MJ)	8
96	06-044600		90° ELBOW, "O"-RING TO 37° (6 C5OX-S) (6MB-6MJ 90°)	1
97	06-086600		ADAPTER, "O"-RING TO FEMALE NPT (6-1/4 F5OG-S) (6MB-4FP)	1
98	06-076900		REDUCER/ EXPANDER (LONG), PIPE THREAD (1/4 FF-S) (4MP-4MP)	1
99	06-074700		STREET TEE (1/4 MRO-S) (4MP-4MP-4FP)	1
100	24-100842		FITTING, DIAGNOSTIC (PD 343)	1
101	06-086800		ADAPTER, "O"-RING TO FEMALE NPT (8-1/4 F5OG-S) (8MB-4FP)	1
102	01-012800		VALVE, PRESSURE REDUCING (100 to 300 psi [6.9 to 20.7 bar], @ 10 gpm [37.9 L/ min])	1
103	01-012801		SEAL KIT, PRESSURE REDUCING VALVE	1
104	01-012802		CARTRIDGE, PRESSURE REDUCING VALVE	1
105	06-044700		90° ELBOW, "O"-RING TO 37° (6-8 C5OX-S) (8MB-6MJ 90°)	1
106	06-048500		RUN TEE, MALE "O"-RING TO 37° (6 R5OX-S) (6MB-6MJ-6MJ)	1
107	01-035100		FILTER, HIGH PRESSURE (25 Micron)	1
108	01-106100		ELEMENT, FILTER, (25 Micron, 3" dia. x 10" long)	1
109	07-003026		CAP SCREW, HEX HEAD (5/16"-18 x 1-1/4", Grade 5)	1
110	07-065015		WASHER, HELICAL LOCK (5/16")	1
111	06-092200		REDUCER/ EXPANDER (20-12 F5OG5-S) (20MB-12FB)	2
112	06-040400		ADAPTER, "O"-RING TO 37° (8-12 F5OX-S) (8MJ-12MB)	2
113	01-107800		VALVE, MOTOR RELEASE (replaces 16-100982)	1
114			90° ELBOW, MALE 37° TO NPT	2
	06-003500		4-4 CTX-S (4MJ-4MP) for 2 Wheel Drive versions	
	06-003800		6 CTX-S (6MJ-4MP) for 4 Wheel Drive versions	
115	07-003025		CAP SCREW, HEX HEAD (5/16"-18 x 1", Grade 5)	1
116	07-062015		WASHER, FLAT (5/16")	A.R.
117	07-050015		NUT, STOP (5/16"-18, Grade 5)	1
TITLE HYDRAULIC SUBPLATE, 3020, 3715, 4612 SCISSORS (PLATE 5 OF 5)				
PLATE NO. 27.71		SIMON AERIALS INC.		PART NO.
REV. 09 JAN., 1997				

**With Independent
Outriggers**



TITLE HYDRAULIC SUBPLATE, 3020, 3715, 4612 SCISSORS (PLATE 5 OF 5)

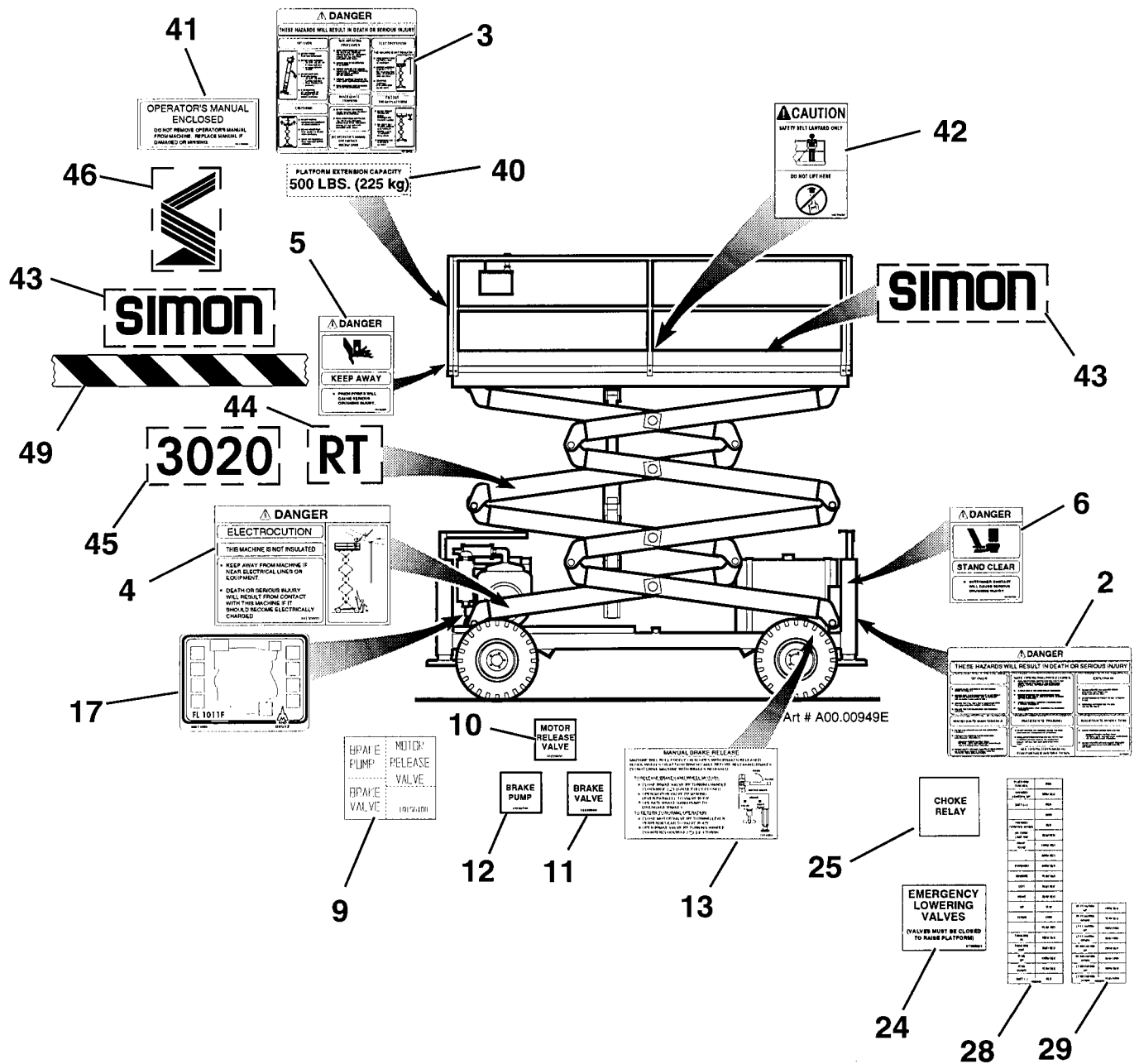
SIMON AERIALS INC.

REV. 09 JAN., 1997

**PART
NO.**

**PLATE
NO.** 27.71

PARTS LIST				
ITEM	PART NO	SEE SECTION	DESCRIPTION	QTY.
1			DECAL KIT, 3020 Scissors (Not available. Order decals individually.)	1
2	10-130600		DECAL, "DANGER" (Hazard listing, at ground controls) (Some versions were labelled 10-261400.)	1
3	10-130400		DECAL, "DANGER" (Hazard listing, at platform controls)	1
4	10-130000		DECAL, "DANGER" ("Electrocution . . .")	2
5	10-130300		DECAL, "DANGER" ("Keep away. Pinch points will . . .")	4
6	10-130700		DECAL, "DANGER" ("Stand clear. Outrigger contact . . .")	4
7	10-151300		PLACARD, "HYDRAULIC FLUID ONLY"	1
8	10-117900		PLACARD, FUEL (with fuel powered scissors only) "GASOLINE ONLY"	1
	10-265300		"REGULAR GASOLINE ONLY" (Obsolete style. Some earlier versions were labelled 47-100225.)	
	10-151100		"DIESEL FUEL ONLY" (with optional Diesel engine)	
9	10-156100		DECAL, "MOTOR RELEASE VALVE; BRAKE VALVE; BRAKE PUMP" (3 decals on tear off sheet, standard style)	1
10	10-228600		DECAL, "MOTOR RELEASE VALVE" (optional style)	1
11	10-228800		DECAL, "BRAKE VALVE" (optional style)	1
12	10-228700		DECAL, "BRAKE PUMP" (optional style)	1
13	10-144500		DECAL, "MANUAL BRAKE RELEASE . . ."	1
14			DECAL, FILLED TIRES (This vehicle equipped . . . Towing at speeds over 10 . . .")	1
	10-208300		With calcium filled tires	
	47-100107		With foam filled tires (replaces 47-215359)	
15	10-209400		DECAL, "TIGHTEN LUG NUTS TO 90 FT./ LBS."	1
16	10-232600		DECAL, RELIEF VALVE ("Use RV3 . . . in side - out nose")	1
17	10-232800		DECAL, DEUTZ FL1011 ENGINE (marked "02974983")	1
18	10-232700		DECAL, ENGINE CONTROL BOX (for Deutz Diesel only) (Glow plug/ Low oil pressure/ High engine temperature)	1
19	10-266000		PLACARD, GROUND CONTROL (Later version. Replaces individual decals, below)	1
20	47-100224		DECAL, "EMERGENCY STOP SWITCH" (obsolete)	1
21	10-209500		PLATE, "LIFT/ LOWER" (Silver lettering on Black) (obsolete)	1
	10-209500		DECAL, "UP/ DOWN" (Black lettering on White, with arrows) (obsolete, replaced by "Lift/ Lower" plate, above)	1
22	10-205100		PLATE, "HIGH RANGE/ LOW RANGE" (obsolete) (if so equipped)	1
TITLE DECALS, 3020 SCISSORS (PLATE 1 OF 3)				
PLATE NO.	99.80	SIMON AERIALS INC.		PART NO.
REV. 07 JAN., 1997				



Left Side Decals

TITLE

DECALS, 3020 SCISSORS (PLATE 1 OF 3)

SIMON AERIALS INC.

REV. 07 JAN., 1997

PART
NO.

PLATE
NO. 99.80

PARTS LIST

ITEM	PART NO	SEE SECTION	DESCRIPTION	QTY.
23	10-225800		DECAL, "PLATFORM/ OFF/ GROUND" (obsolete) (some earlier versions were labelled 10-122100)	1
24	10-259100		DECAL, "EMERGENCY LOWERING VALVES . . ."	
			(some earlier versions were labelled 47-100321)	1
25			DECAL, RELAY (used inside ground control box as needed)	
	10-265600		"CHOKE RELAY"	1
	10-265700		"CONTROL RELAY"	1
	10-265800		"ENGINE HIGH SPEED RELAY"	1
	10-232400		"ENGINE RELAY"	1
	10-232500		"LOW OIL PRESSURE RELAY"	1
	10-265900		"MOTOR START RELAY"	1
	10-232900		"PREHEAT RELAY"	1
26	10-025000		DECAL, "IN SWITCHING FROM GAS TO PROPANE . . ."	1
27	10-270700		PLACARD, PLATFORM CONTROL (For current versions. Earlier versions had information printed directly on box top)	1
28			DECAL, 20 POSITION TERMINAL BLOCK (inside box)	2
	10-265500		For electric powered versions except as listed below	
	10-279900		For engine powered versions except as listed below	
	10-279800		For electric powered versions with optional side by side outriggers, but without optional traversing deck	
	10-280000		For engine powered versions with optional side by side outriggers, but without optional traversing deck	
29			DECAL, 8 POSITION TERMINAL BLOCK (inside box)	2
	10-280100		For versions with optional side by side outriggers, and with optional traversing deck	
	10-280200		For versions with optional independent outriggers, with or without optional traversing deck	
30	10-231700		PLATE, ENGINE SWITCH "START/ CHOKE/ SPEED" (with fuel powered scissors only)	1
31	10-207700		DECAL, "GLOW PLUG" (With optional Diesel engine. Mounts over "Choke" toggle.)	1
32			DECAL, "OUTRIGGER, UP/ DOWN"	
			(current version, with optional stabilizers or outriggers)	1
	10-270300		when one outrigger switch is fitted	
	10-270400		when two outrigger switches are fitted	
	10-270500		when four outrigger switches are fitted	
33	47-101270		DECAL, "OUTRIGGER, UP/ DOWN"	
			(earlier version, with optional stabilizers or outriggers)	A.R.
34	10-270600		DECAL, "MACHINE IS NOT DRIVEABLE . . ."	
			(current version, with optional stabilizers or outriggers)	1
35	47-101266		DECAL, "5. IF OUTRIGGERS DROPPED . . ."	
			(earlier version, with optional stabilizers or outriggers)	1

TITLE

DECALS, 3020 SCISSORS (PLATE 2 OF 3)

PLATE
NO.

99.80

SIMON AERIALS INC.

REV. 07 JAN., 1997

PART
NO.



PLATE NO.	99.80
-----------	-------

[illegible]

DECALS, 3020 SCISSORS (PLATE 3 OF 3)

PART
NO.

PLATE NO.	99.80
-----------	-------